

[LM XB403](#)

**DAILY ESTIMATED CUTOOUT VALUES**

	<b>Choice</b> <u>600-900#</u>	<b>Select</b> <u>600-900#</u>	<b>Choice/Select Spread</b>
Current Cutout Values:	232.93	219.75	13.18
Change from prior day:	(0.03)	(0.53)	
Primal Rib	395.62	363.37	
Primal Chuck	178.48	175.40	
Primal Round	170.52	170.19	
Primal Loin	334.35	295.21	
Primal Brisket	190.72	188.88	
Primal Short Plate	171.18	171.18	
Primal Flank	125.95	123.02	
			<b>Load Count:</b>
			Total 159
			Choice 106
			Select 27
			Trimming 10
			Grinds 16

Fresh 50% Trimmings 10 Loads @ 90.57

[NW LS441](#)

**USDA BY-PRODUCT DROP VALUE (STEER) - DAILY**

8.98 Change: unchanged

[LM CT100](#)

**5 AREA WEEKLY ACCUMULATED WEIGHTED AVG CATTLE PRICE**

As of 10:00 am	<b>Head Count</b>	<b>Avg Weight</b>	<b>Avg Price</b>
Live Steer	18,121	1,360	127.08
Live Heifer	12,169	1,219	126.40
Dressed Steer	5,416	888	205.60
Dressed Heifer	2,070	792	206.30

[SJ LS710](#)

**ESTIMATED DAILY CATTLE SLAUGHTER**

Today (est)	121,000
Week Ago (est)	122,000
Year Ago (act)	121,000
Week to Date	478,000
Same Period Last Week	485,000
Same Period Last Year	475,000
Previous Day Estimated	
Steer and Heifer	95,000
Cow and Bull	26,000

[SJ LS712](#)

<b>BEEF PRODUCTION</b>	<b>4/20/2019</b> (Estimate)	<b>Last Week</b> (Estimate)	<b>Last Year</b> (Actual)
Slaughter	638,000	638,000	627,000
Live Weights	1340	1339	1332
Dressed Weights	803	802	802
Beef Production (millions of pounds)	511.4	510.6	501.9

[NW LS410](#)

**USDA BEEF CARCASS PRICE EQUIVALENT INDEX VALUE**

	<b>Choice</b> <u>600-900#</u>	<b>Select</b> <u>600-900#</u>	<b>Dressing percent:</b>
	208.69	195.72	Steer 63.51
Change	(0.05)	(0.30)	Heifer 63.49

[LM XB405](#)

**USDA NATIONAL CUTTER COW CARCASS CUTOOUT**

171.03 (0.10) 90% lean: 221.15

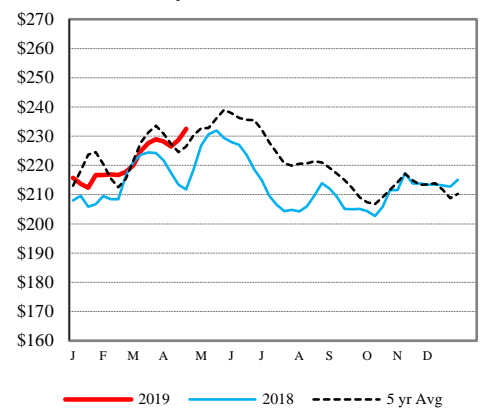
[CME LIVE CATTLE](#)

	<b>High</b>	<b>Low</b>	<b>Close</b>	<b>Change</b>
APR	126.83	123.95	124.05	(-2.72)
JUN	118.15	115.35	115.38	(-2.97)
AUG	115.73	112.83	112.93	(-2.90)

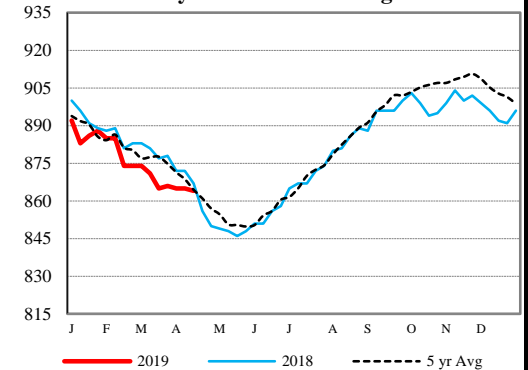
[CME FEEDER CATTLE](#)

	<b>High</b>	<b>Low</b>	<b>Close</b>	<b>Change</b>
MAY	146.33	143.13	143.55	(-2.97)
AUG	156.45	152.73	153.25	(-3.47)
SEP	157.73	153.88	154.33	(-3.55)

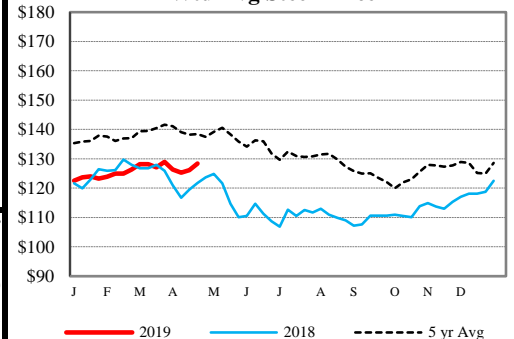
**Weekly Choice Cutout**



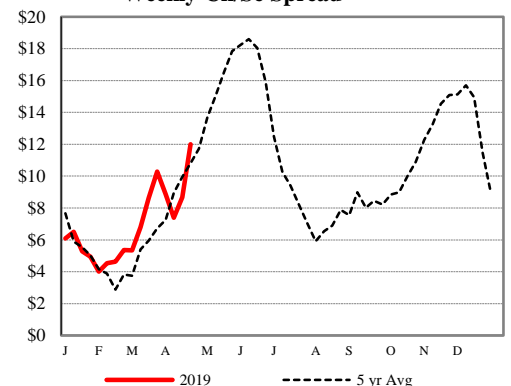
**Weekly Steer Dressed Weights**



**5 Area Weekly Wtd Avg Steer Price**



**Weekly Ch/Se Spread**



**USDA Livestock Poultry Grain Market News**

Des Moines, Iowa

Phone: 515-284-4460

Email: [desm.lpgmn@ams.usda.gov](mailto:desm.lpgmn@ams.usda.gov)

[USDA AMS Livestock, Poultry & Grain Market News Portal](#)