

[LM XB403](#)

DAILY ESTIMATED CUTOOUT VALUES

	<u>Choice</u>	<u>Select</u>	Choice/Select Spread
	<u>600-900#</u>	<u>600-900#</u>	
Current Cutout Values:	232.96	220.28	12.68
Change from prior day:	(1.15)	(0.98)	
Primal Rib	390.29	361.60	Load Count: Total 164 Choice 78 Select 35 Trimming 17 Grinds 34
Primal Chuck	179.13	176.28	
Primal Round	172.35	172.67	
Primal Loin	334.77	294.98	
Primal Brisket	190.14	188.36	
Primal Short Plate	171.45	171.45	
Primal Flank	124.81	122.21	

Fresh 50% Trimmings 17 Loads @ 90.42

[NW LS441](#)

USDA BY-PRODUCT DROP VALUE (STEER) - DAILY

8.98 Change: 0.04

[LM CT100](#)

5 AREA WEEKLY ACCUMULATED WEIGHTED AVG CATTLE PRICE

As of 10:00 am	<u>Head Count</u>	<u>Avg Weight</u>	<u>Avg Price</u>
Live Steer	0		
Live Heifer	0		
Dressed Steer	176	908	208.00
Dressed Heifer	40	778	207.00

[SJ LS710](#)

ESTIMATED DAILY CATTLE SLAUGHTER

Today (est)	121,000
Week Ago (est)	121,000
Year Ago (act)	118,000
Week to Date	357,000
Same Period Last Week	363,000
Same Period Last Year	354,000
Previous Day Estimated	Steer and Heifer 97,000 Cow and Bull 25,000

[SJ LS712](#)

BEEF PRODUCTION	4/20/2019	Last Week	Last Year
	(Estimate)	(Estimate)	(Actual)
Slaughter	638,000	638,000	627,000
Live Weights	1340	1339	1332
Dressed Weights	803	802	802
Beef Production (millions of pounds)	511.4	510.6	501.9

[NW LS410](#)

USDA BEEF CARCASS PRICE EQUIVALENT INDEX VALUE

	<u>Choice</u>	<u>Select</u>	<u>Dressing percent:</u>	
	<u>600-900#</u>	<u>600-900#</u>	<u>Steer</u>	<u>Heifer</u>
Change	208.74	196.02	63.40	63.31
	(0.60)	(0.51)		

[LM XB405](#)

USDA NATIONAL CUTTER COW CARCASS CUTOOUT

171.13 0.33 90% lean: 221.33

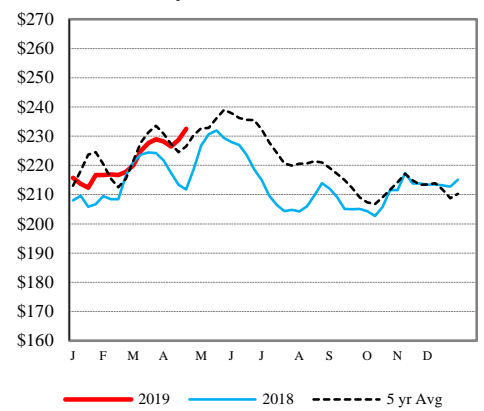
[CME LIVE CATTLE](#)

	<u>High</u>	<u>Low</u>	<u>Close</u>	<u>Change</u>
APR	128.50	126.40	126.78	(-1.55)
JUN	121.30	118.18	118.35	(-2.77)
AUG	118.30	115.58	115.83	(-2.37)

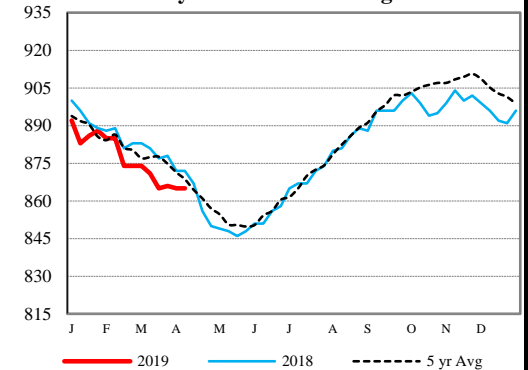
[CME FEEDER CATTLE](#)

	<u>High</u>	<u>Low</u>	<u>Close</u>	<u>Change</u>
MAY	149.48	146.08	146.53	(-3.10)
AUG	159.65	156.28	156.73	(-2.97)
SEP	160.78	157.45	157.88	(-2.97)

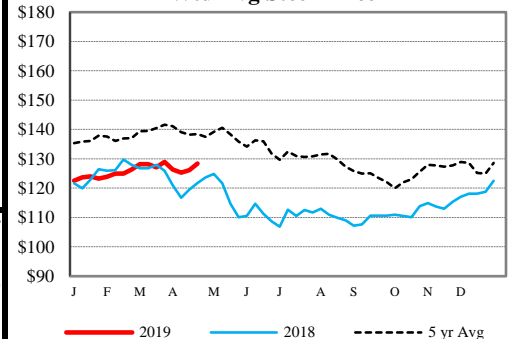
Weekly Choice Cutout



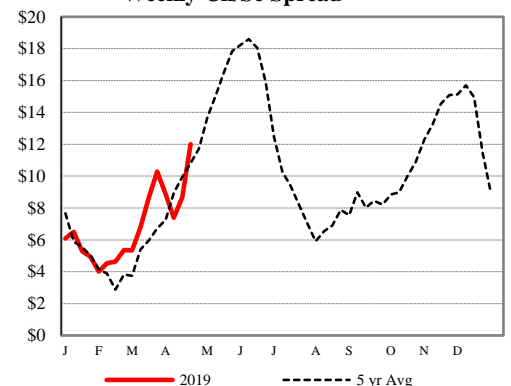
Weekly Steer Dressed Weights



5 Area Weekly Wtd Avg Steer Price



Weekly Ch/Se Spread



USDA Livestock Poultry Grain Market News

Des Moines, Iowa

Phone: 515-284-4460

Email: desm.lpgmn@ams.usda.gov

[USDA AMS Livestock, Poultry & Grain Market News Portal](#)