

[LM XB403](#)

DAILY ESTIMATED CUTOUT VALUES

	Choice <u>600-900#</u>	Select <u>600-900#</u>	Choice/Select Spread
Current Cutout Values:	234.48	222.64	11.84
Change from prior day:	0.83	2.15	
Primal Rib	394.40	370.71	
Primal Chuck	179.79	176.00	
Primal Round	173.97	172.69	
Primal Loin	335.05	300.18	
Primal Brisket	192.64	189.75	
Primal Short Plate	175.16	175.16	
Primal Flank	126.27	120.92	
			Load Count:
			Total 72
			Choice 28
			Select 27
			Trimming 9
			Grinds 7

Fresh 50% Trimmings 9 Loads @ 92.00

[NW LS441](#)

USDA BY-PRODUCT DROP VALUE (STEER) - DAILY

8.94 Change: (-0.05)

[LM CT100](#)

5 AREA WEEKLY ACCUMULATED WEIGHTED AVG CATTLE PRICE

As of 10:00 am	Head Count	Avg Weight	Avg Price
Live Steer	36,814	1,403	128.42
Live Heifer	19,509	1,265	127.60
Dressed Steer	23,362	893	207.76
Dressed Heifer	7,884	817	207.63

[SJ LS710](#)

ESTIMATED DAILY CATTLE SLAUGHTER

Today (est)	114,000		
Week Ago (est)	121,000		
Year Ago (act)	116,000		
Week to Date			
Same Period Last Week			
Same Period Last Year			
Previous Day Estimated			
	Steer and Heifer	Friday	Saturday
	Cow and Bull		
		91,000	30,000
		24,000	11,000

[SJ LS712](#)

BEEF PRODUCTION	4/20/2019	Last Week	Last Year
	(Estimate)	(Estimate)	(Actual)
Slaughter	638,000	638,000	627,000
Live Weights	1340	1339	1332
Dressed Weights	803	802	802
Beef Production (millions of pounds)	511.4	510.6	501.9

[NW LS410](#)

USDA BEEF CARCASS PRICE EQUIVALENT INDEX VALUE

	Choice <u>600-900#</u>	Select <u>600-900#</u>	Dressing percent:
			Steer <u>Heifer</u>
	209.52	197.21	63.40
Change	0.92	0.83	63.30

[LM XB405](#)

USDA NATIONAL CUTTER COW CARCASS CUTOUT

170.74 0.80 90% lean: 220.64

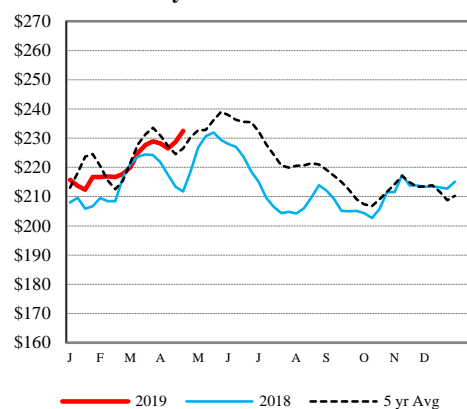
[CME LIVE CATTLE](#)

	High	Low	Close	Change
APR	128.70	128.00	128.50	(-0.02)
JUN	122.60	120.85	121.58	(-1.10)
AUG	119.50	118.18	118.78	(-0.97)

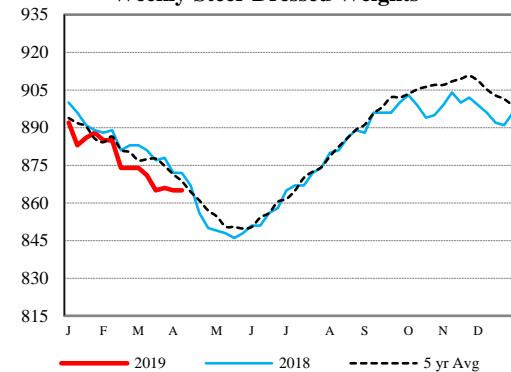
[CME FEEDER CATTLE](#)

	High	Low	Close	Change
MAY	151.60	150.15	150.80	(-0.72)
AUG	160.60	158.70	159.63	(-1.05)
SEP	161.85	159.95	160.78	(-1.30)

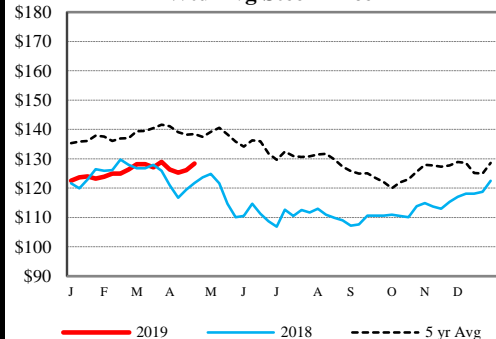
Weekly Choice Cutout



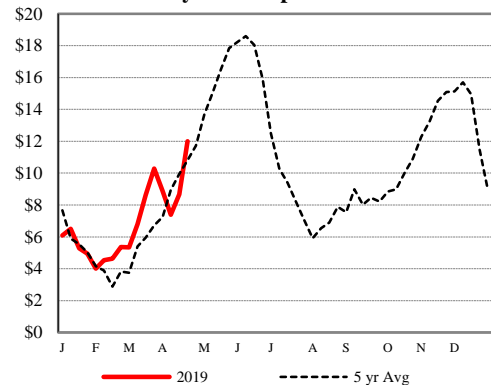
Weekly Steer Dressed Weights



5 Area Weekly Wtd Avg Steer Price



Weekly Ch/Se Spread



USDA Livestock Poultry Grain Market News

Des Moines, Iowa

Phone: 515-284-4460

Email: desm.lpgmn@ams.usda.gov

[USDA AMS Livestock, Poultry & Grain Market News Portal](#)