

[LM XB403](#)

DAILY ESTIMATED CUTOUT VALUES

	<u>Choice</u> <u>600-900#</u>	<u>Select</u> <u>600-900#</u>	Choice/Select Spread
Current Cutout Values:	233.65	220.49	13.16
Change from prior day:	0.59	1.03	
Primal Rib	396.26	362.90	
Primal Chuck	179.84	175.30	
Primal Round	174.09	173.63	
Primal Loin	331.08	295.12	
Primal Brisket	191.74	189.51	
Primal Short Plate	172.73	172.73	
Primal Flank	125.73	121.04	
		Load Count:	
		Total	79
		Choice	45
		Select	17
		Trimming	0
		Grinds	16

Fresh 50% Trimmings 0 Loads @

[NW LS441](#)

USDA BY-PRODUCT DROP VALUE (STEER) - DAILY

8.99 Change: (-0.07)

[LM CT100](#)

5 AREA WEEKLY ACCUMULATED WEIGHTED AVG CATTLE PRICE

As of 10:00 am	<u>Head Count</u>	<u>Avg Weight</u>	<u>Avg Price</u>
Live Steer	36,005	1,402	128.37
Live Heifer	18,705	1,262	127.50
Dressed Steer	23,100	893	207.77
Dressed Heifer	7,726	818	207.63

[SJ LS710](#)

ESTIMATED DAILY CATTLE SLAUGHTER

		Saturday
Today (est)	115,000	38,000
Week Ago (est)	118,000	49,000
Year Ago (act)	114,000	41,000
Week to Date	600,000	638,000
Same Period Last Week	589,000	638,000
Same Period Last Year	585,000	627,000
Previous Day Estimated	Steer and Heifer 96,000 Cow and Bull 26,000	

[SJ LS712](#)

BEEF PRODUCTION	4/20/2019 (Estimate)	Last Week (Estimate)	Last Year (Actual)
Slaughter	638,000	634,000	627,000
Live Weights	1340	1339	1332
Dressed Weights	803	802	802
Beef Production (millions of pounds)	511.4	507.4	501.9

[NW LS410](#)

USDA BEEF CARCASS PRICE EQUIVALENT INDEX VALUE

	<u>Choice</u> <u>600-900#</u>	<u>Select</u> <u>600-900#</u>	<u>Dressing percent:</u> <u>Steer</u>	<u>Heifer</u>
	208.60	196.38	63.44	63.36
Change	1.46	1.68		

[LM XB405](#)

USDA NATIONAL CUTTER COW CARCASS CUTOUT

169.94 (0.06) 90% lean: 219.99

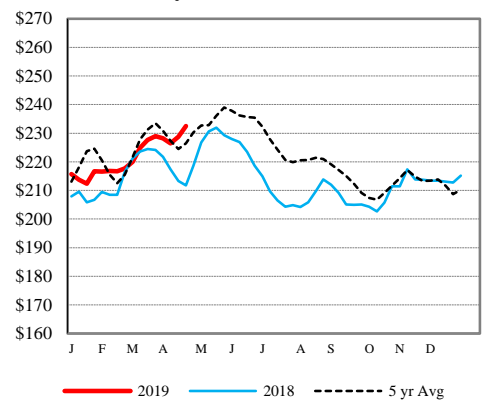
[CME LIVE CATTLE](#)

	<u>High</u>	<u>Low</u>	<u>Close</u>	<u>Change</u>
APR	128.60	127.10	128.53	1.60
JUN	122.78	121.63	122.68	0.30
AUG	119.95	118.73	119.75	0.20

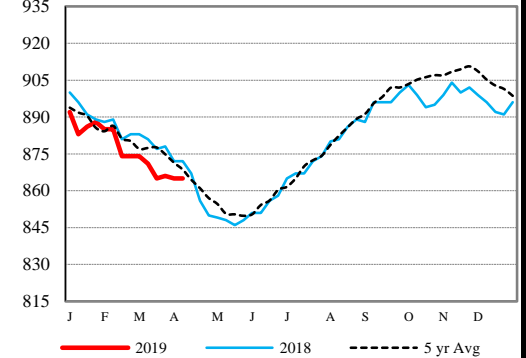
[CME FEEDER CATTLE](#)

	<u>High</u>	<u>Low</u>	<u>Close</u>	<u>Change</u>
APR	145.88	145.45	145.70	0.37
MAY	151.80	150.28	151.53	0.92
AUG	161.40	159.83	160.68	0.22

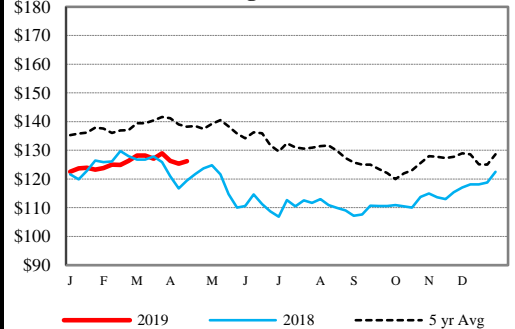
Weekly Choice Cutout



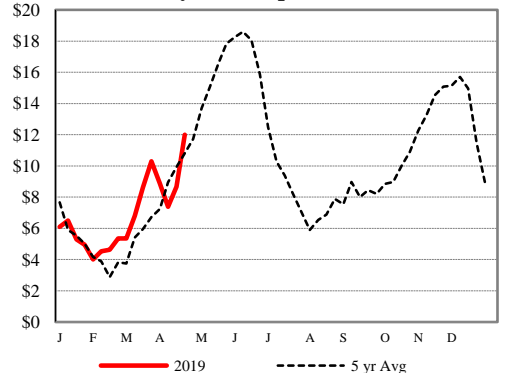
Weekly Steer Dressed Weights



5 Area Weekly Wtd Avg Steer Price



Weekly Ch/Se Spread



USDA Livestock Poultry Grain Market News

Des Moines, Iowa

Phone: 515-284-4460

Email: desm.lpgmn@ams.usda.gov

[USDA AMS Livestock, Poultry & Grain Market News Portal](#)