

[LM XB403](#)

DAILY ESTIMATED CUTOUT VALUES

	Choice <u>600-900#</u>	Select <u>600-900#</u>	Choice/Select Spread
Current Cutout Values:	233.06	219.46	13.60
Change from prior day:	0.30	(0.70)	
Primal Rib	394.33	363.30	
Primal Chuck	179.77	173.82	
Primal Round	172.74	173.95	
Primal Loin	330.53	291.04	
Primal Brisket	193.03	189.95	
Primal Short Plate	173.30	173.30	
Primal Flank	124.55	123.81	
		Load Count:	
		Total	114
		Choice	64
		Select	26
		Trimming	7
		Grinds	16

Fresh 50% Trimmings 7 Loads @ 89.20

[NW LS441](#)

USDA BY-PRODUCT DROP VALUE (STEER) - DAILY

9.06 Change: (-0.12)

[LM CT100](#)

5 AREA WEEKLY ACCUMULATED WEIGHTED AVG CATTLE PRICE

As of 10:00 am	<u>Head Count</u>	<u>Avg Weight</u>	<u>Avg Price</u>
Live Steer	15,852	1,337	126.05
Live Heifer	11,994	1,236	126.15
Dressed Steer	2,523	924	207.20
Dressed Heifer	2,340	825	207.02

[SJ LS710](#)

ESTIMATED DAILY CATTLE SLAUGHTER

Today (est)	122,000
Week Ago (est)	111,000
Year Ago (act)	115,000
Week to Date	485,000
Same Period Last Week	471,000
Same Period Last Year	471,000
Previous Day Estimated	
	Steer and Heifer 94,000
	Cow and Bull 27,000

[SJ LS712](#)

BEEF PRODUCTION	4/13/2019 (Estimate)	Last Week (Estimate)	Last Year (Actual)
Slaughter	634,000	621,000	611,000
Live Weights	1339	1340	1343
Dressed Weights	802	803	810
Beef Production (millions of pounds)	507.4	497.2	493.6

[NW LS410](#)

USDA BEEF CARCASS PRICE EQUIVALENT INDEX VALUE

	Choice <u>600-900#</u>	Select <u>600-900#</u>	Dressing percent:	
	207.14	194.70	<u>Steer</u>	<u>Heifer</u>
Change	0.60	0.10	63.38	63.32

[LM XB405](#)

USDA NATIONAL CUTTER COW CARCASS CUTOUT

170.00 0.66 90% lean: 220.41

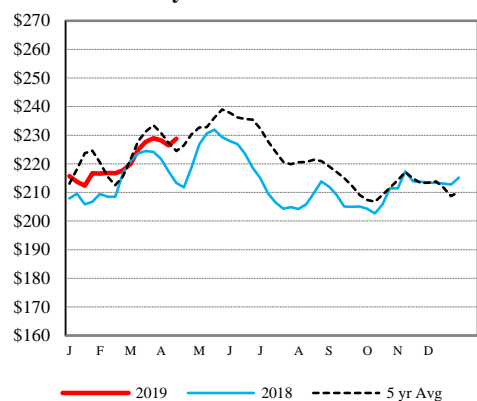
[CME LIVE CATTLE](#)

	<u>High</u>	<u>Low</u>	<u>Close</u>	<u>Change</u>
APR	128.60	127.10	128.53	1.60
JUN	122.78	121.63	122.68	0.30
AUG	119.95	118.73	119.75	0.20

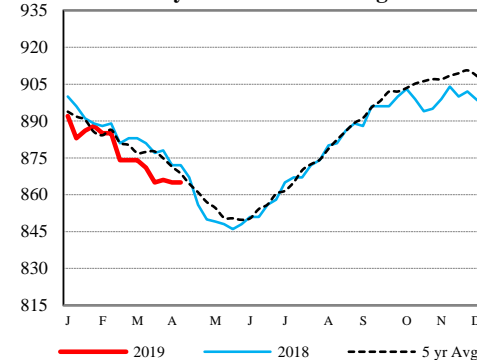
[CME FEEDER CATTLE](#)

	<u>High</u>	<u>Low</u>	<u>Close</u>	<u>Change</u>
APR	145.88	145.45	145.70	0.37
MAY	151.80	150.28	151.53	0.92
AUG	161.40	159.83	160.68	0.22

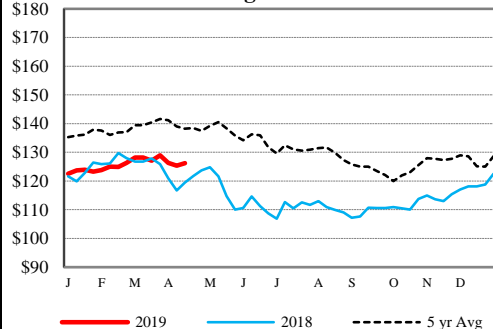
Weekly Choice Cutout



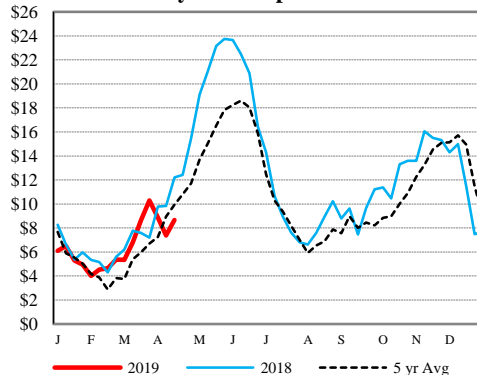
Weekly Steer Dressed Weights



5 Area Weekly Wtd Avg Steer Price



Weekly Ch/Se Spread



USDA Livestock Poultry Grain Market News

Des Moines, Iowa
Phone: 515-284-4460
Email: desm.lpgmn@ams.usda.gov
[USDA AMS Livestock, Poultry & Grain Market News Portal](#)