

[LM XB403](#)

DAILY ESTIMATED CUTOUT VALUES

	Choice <u>600-900#</u>	Select <u>600-900#</u>	Choice/Select Spread
Cutout Values	232.76	220.16	12.60
Change from Prior Day	0.71	(0.99)	
Primal Rib	393.47	363.59	
Primal Chuck	178.93	176.36	
Primal Round	173.34	174.34	
Primal Loin	330.07	290.03	
Primal Brisket	192.28	190.48	
Primal Short Plate	174.44	174.44	
Primal Flank	123.67	121.97	
			Load Count:
			Total 184
			Choice 113
			Select 27
			Trimming 14
			Grinds 30

Fresh 50% Trimmings 10 Loads @ 89.56

[NW LS441](#)

USDA BY-PRODUCT DROP VALUE (STEER) - DAILY

9.18 Change: unchanged

[LM CT100](#)

5 AREA WEEKLY ACCUMULATED WEIGHTED AVG CATTLE PRICE

As of 10:00 am	<u>Head Count</u>	<u>Avg Weight</u>	<u>Avg Price</u>
Live Steer	335	1,412	126.80
Live Heifer	397	1,336	127.06
Dressed Steer	20	844	204.00
Dressed Heifer	0		

[SJ LS710](#)

ESTIMATED DAILY CATTLE SLAUGHTER

Today (est)	121,000
Week Ago (est)	120,000
Year Ago (act)	120,000
Week to Date	363,000
Same Period Last Week	360,000
Same Period Last Year	356,000
Previous Day Estimated	
	Steer and Heifer 95,000
	Cow and Bull 26,000

[SJ LS712](#)

BEEF PRODUCTION	4/13/2019 (Estimate)	Last Week (Estimate)	Last Year (Actual)
Slaughter	634,000	621,000	611,000
Live Weights	1339	1340	1343
Dressed Weights	802	803	810
Beef Production (millions of pounds)	507.4	497.2	493.6

[NW LS410](#)

USDA BEEF CARCASS PRICE EQUIVALENT INDEX VALUE

	Choice <u>600-900#</u>	Select <u>600-900#</u>	Dressing percent:
			<u>Steer</u> <u>Heifer</u>
	206.54	194.60	63.30 63.15
Change	0.41	(0.45)	

[LM XB405](#)

USDA NATIONAL CUTTER COW CARCASS CUTOUT

169.34 0.01 90% lean: 219.18

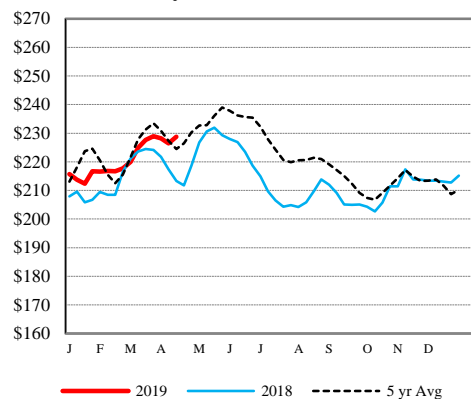
[CME LIVE CATTLE](#)

	<u>High</u>	<u>Low</u>	<u>Close</u>	<u>Change</u>
APR	127.48	126.53	126.93	(-0.22)
JUN	122.78	121.90	122.38	(-0.07)
AUG	119.75	119.03	119.55	0.22

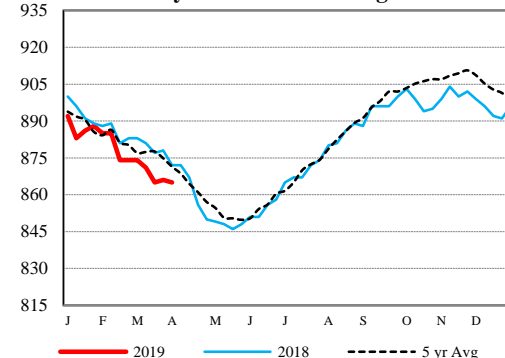
[CME FEEDER CATTLE](#)

	<u>High</u>	<u>Low</u>	<u>Close</u>	<u>Change</u>
APR	145.75	145.20	(-0.35)	145.33
MAY	151.73	150.38	(-0.60)	150.60
AUG	160.70	159.63	0.25	160.45

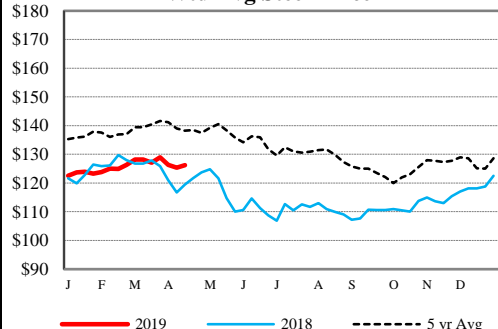
Weekly Choice Cutout



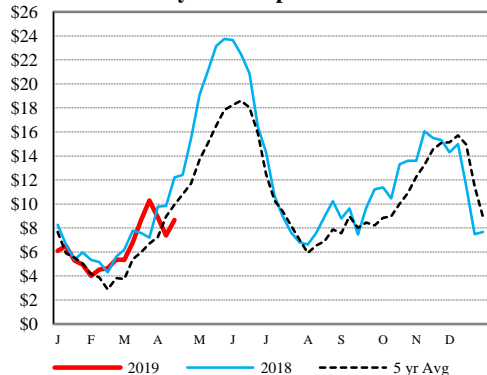
Weekly Steer Dressed Weights



5 Area Weekly Wtd Avg Steer Price



Weekly Ch/Se Spread



USDA Livestock Poultry Grain Market News

Des Moines, Iowa
Phone: 515-284-4460

Email: desm.lpgmn@ams.usda.gov

[USDA AMS Livestock, Poultry & Grain Market News Portal](#)