

[LM XB403](#)

DAILY ESTIMATED CUTOOUT VALUES

	<u>Choice</u> <u>600-900#</u>	<u>Select</u> <u>600-900#</u>	Choice/Select Spread
Cutout Values	230.98	221.22	9.76
Change from Prior Day	2.23	0.20	
Primal Rib	390.57	368.00	
Primal Chuck	178.43	176.84	
Primal Round	173.84	174.51	
Primal Loin	324.20	292.07	
Primal Brisket	192.85	191.76	
Primal Short Plate	172.90	172.90	
Primal Flank	121.03	121.73	
			Load Count:
			Total 93
			Choice 45
			Select 21
			Trimming 13
			Grinds 14

Fresh 50% Trimmings 13 Loads @ 88.86

[NW LS441](#)

USDA BY-PRODUCT DROP VALUE (STEER) - DAILY

9.18 Change: unchanged

[LM CT100](#)

5 AREA WEEKLY ACCUMULATED WEIGHTED AVG CATTLE PRICE

As of 10:00 am	<u>Head Count</u>	<u>Avg Weight</u>	<u>Avg Price</u>
Live Steer	22,584	1,406	126.19
Live Heifer	13,557	1,274	125.24
Dressed Steer	8,517	902	204.91
Dressed Heifer	4,615	816	204.85

[SJ LS710](#)

ESTIMATED DAILY CATTLE SLAUGHTER

Today (est)	121,000
Week Ago (est)	120,000
Year Ago (act)	115,000
Week to Date	
Same Period Last Week	
Same Period Last Year	
Previous Day Estimated	
	Steer and Heifer
	Cow and Bull
	Friday
	Saturday
	93,000 39,000
	25,000 10,000

[SJ LS712](#)

BEEF PRODUCTION	4/13/2019	Last Week	Last Year
Slaughter	(Estimate)	(Estimate)	(Actual)
	634,000	621,000	611,000
Live Weights	1339	1340	1343
Dressed Weights	802	803	810
Beef Production (millions of pounds)	507.4	497.2	493.6

[NW LS410](#)

USDA BEEF CARCASS PRICE EQUIVALENT INDEX VALUE

	<u>Choice</u> <u>600-900#</u>	<u>Select</u> <u>600-900#</u>	<u>Dressing percent:</u> <u>Steer</u>	<u>Heifer</u>
	205.56	195.04	63.28	63.17
Change	1.64	0.54		

[LM XB405](#)

USDA NATIONAL CUTTER COW CARCASS CUTOOUT

169.20 0.03 90% lean: 218.85

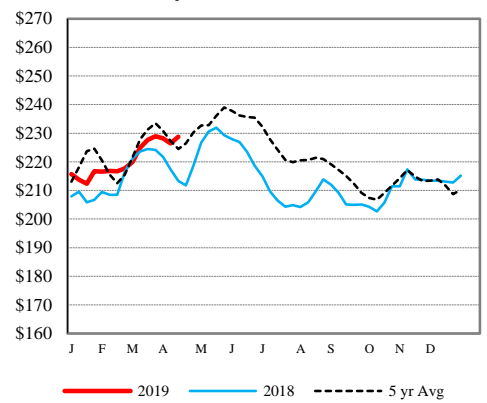
[CME LIVE CATTLE](#)

	<u>High</u>	<u>Low</u>	<u>Close</u>	<u>Change</u>
APR	127.00	126.03	126.30	(-0.25)
JUN	121.93	121.03	121.48	0.02
AUG	118.63	117.83	118.33	0.12

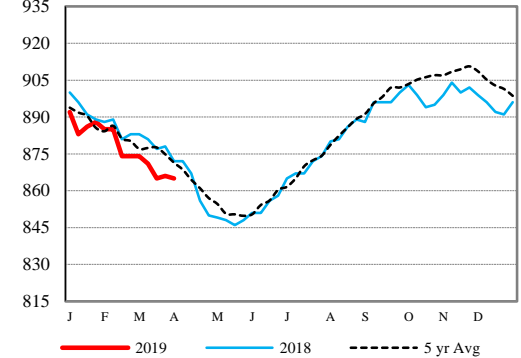
[CME FEEDER CATTLE](#)

	<u>High</u>	<u>Low</u>	<u>Close</u>	<u>Change</u>
APR	145.85	145.13	145.68	0.25
MAY	151.15	149.70	151.03	0.52
AUG	159.33	157.88	159.15	0.45

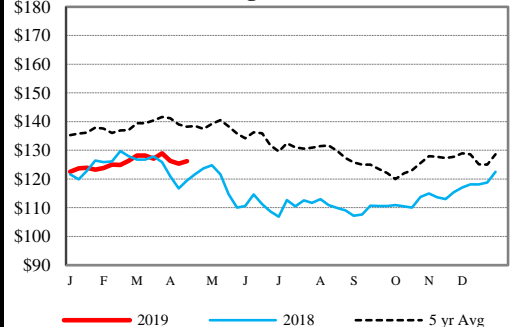
Weekly Choice Cutout



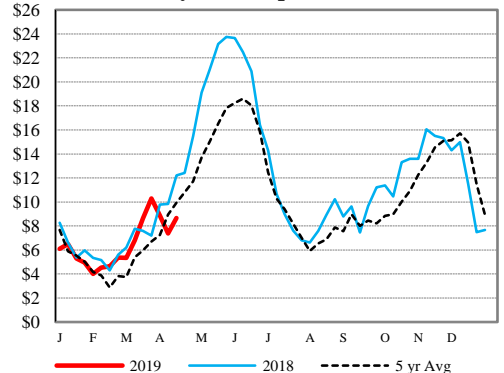
Weekly Steer Dressed Weights



5 Area Weekly Wtd Avg Steer Price



Weekly Ch/Se Spread



USDA Livestock Poultry Grain Market News

Des Moines, Iowa

Phone: 515-284-4460

Email: desm.lpgmn@ams.usda.gov

[USDA AMS Livestock, Poultry & Grain Market News Portal](#)