

[LM XB403](#)

DAILY ESTIMATED CUTOUT VALUES

	<u>Choice</u> <u>600-900#</u>	<u>Select</u> <u>600-900#</u>	Choice/Select Spread
Cutout Values	228.75	221.02	7.73
Change from Prior Day	(0.08)	1.07	
Primal Rib	386.39	365.59	
Primal Chuck	174.70	178.58	
Primal Round	174.51	175.42	
Primal Loin	321.30	289.91	
Primal Brisket	191.21	189.17	
Primal Short Plate	172.21	172.21	
Primal Flank	119.41	121.48	
			Load Count:
			Total 120
			Choice 73
			Select 17
			Trimming 9
			Grinds 21

Fresh 50% Trimmings 9 Loads @ 89.03

[NW LS441](#)

USDA BY-PRODUCT DROP VALUE (STEER) - DAILY

9.18 Change: 0.03

[LM CT100](#)

5 AREA WEEKLY ACCUMULATED WEIGHTED AVG CATTLE PRICE

As of 10:00 am	<u>Head Count</u>	<u>Avg Weight</u>	<u>Avg Price</u>
Live Steer	11,949	1,356	124.73
Live Heifer	8,904	1,249	124.06
Dressed Steer	611	878	204.62
Dressed Heifer	1,073	805	204.34

[SJ LS710](#)

ESTIMATED DAILY CATTLE SLAUGHTER

		Saturday
Today (est)	118,000	45,000
Week Ago (est)	107,000	37,000
Year Ago (act)	116,000	17,000
Week to Date	589,000	634,000
Same Period Last Week	584,000	621,000
Same Period Last Year	594,000	611,000
Previous Day Estimated	Steer and Heifer 87,000 Cow and Bull 24,000	

[SJ LS712](#)

BEEF PRODUCTION	4/13/2019 (Estimate)	Last Week (Estimate)	Last Year (Actual)
Slaughter	634,000	621,000	611,000
Live Weights	1339	1340	1343
Dressed Weights	802	803	810
Beef Production (millions of pounds)	507.4	497.2	493.6

[NW LS410](#)

USDA BEEF CARCASS PRICE EQUIVALENT INDEX VALUE

	<u>Choice</u> <u>600-900#</u>	<u>Select</u> <u>600-900#</u>	<u>Dressing percent:</u> <u>Steer</u>	<u>Heifer</u>
Change	203.92 (0.15)	194.50 0.42	63.15	63.05

[LM XB405](#)

USDA NATIONAL CUTTER COW CARCASS CUTOUT

169.17 (0.30) 90% lean: 218.04

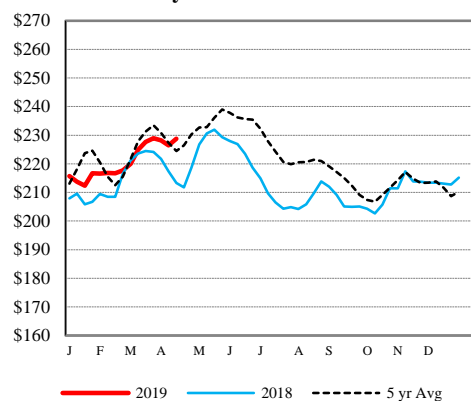
[CME LIVE CATTLE](#)

	<u>High</u>	<u>Low</u>	<u>Close</u>	<u>Change</u>
APR	126.73	125.60	126.55	0.55
JUN	121.73	120.05	121.45	1.02
AUG	118.45	116.95	118.20	0.82

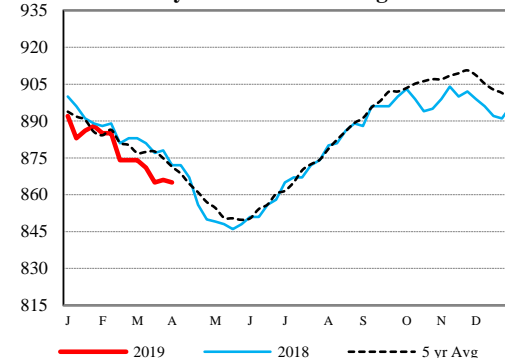
[CME FEEDER CATTLE](#)

	<u>High</u>	<u>Low</u>	<u>Close</u>	<u>Change</u>
APR	145.93	145.00	145.43	UNCH
MAY	150.80	149.35	150.50	0.65
AUG	158.88	157.28	158.70	1.05

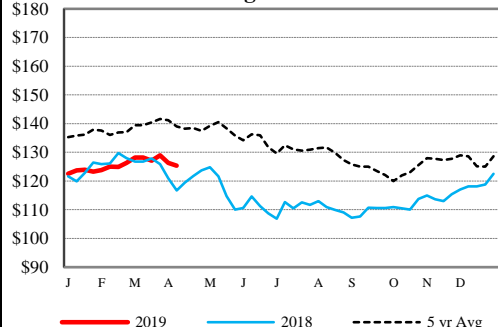
Weekly Choice Cutout



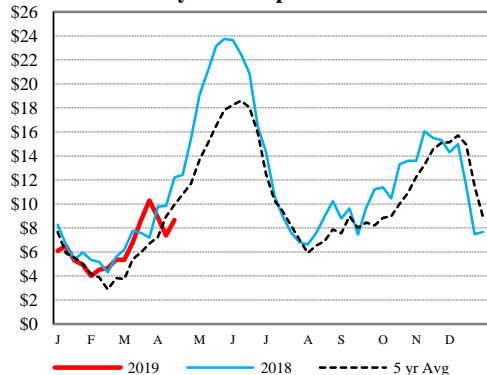
Weekly Steer Dressed Weights



5 Area Weekly Wtd Avg Steer Price



Weekly Ch/Se Spread



USDA Livestock Poultry Grain Market News

Des Moines, Iowa
Phone: 515-284-4460

Email: desm.lpgmn@ams.usda.gov

[USDA AMS Livestock, Poultry & Grain Market News Portal](#)