

[LM XB403](#)

**DAILY ESTIMATED CUTOUT VALUES**

	<u>Choice</u> <u>600-900#</u>	<u>Select</u> <u>600-900#</u>	<b>Choice/Select Spread</b>
Cutout Values	228.83	219.95	8.88
Change from Prior Day	(0.22)	0.33	
Primal Rib	385.79	363.14	
Primal Chuck	176.59	176.39	
Primal Round	174.87	175.11	
Primal Loin	319.41	289.12	
Primal Brisket	191.54	190.77	
Primal Short Plate	171.59	171.59	
Primal Flank	117.80	123.33	
			<b>Load Count:</b>
			Total 111
			Choice 64
			Select 11
			Trimming 0
			Grinds 36

Fresh 50% Trimmings 0 Loads @

[NW LS441](#)

**USDA BY-PRODUCT DROP VALUE (STEER) - DAILY**

9.15 Change: unchanged

[LM CT100](#)

**5 AREA WEEKLY ACCUMULATED WEIGHTED AVG CATTLE PRICE**

As of 10:00 am	<u>Head Count</u>	<u>Avg Weight</u>	<u>Avg Price</u>
Live Steer	11,540	1,352	124.61
Live Heifer	8,904	1,249	124.06
Dressed Steer	385	866	205.08
Dressed Heifer	923	809	204.39

[SJ LS710](#)

**ESTIMATED DAILY CATTLE SLAUGHTER**

Today (est)	111,000
Week Ago (est)	121,000
Year Ago (act)	120,000
Week to Date	471,000
Same Period Last Week	477,000
Same Period Last Year	478,000
Previous Day Estimated	Steer and Heifer 94,000 Cow and Bull 26,000

[SJ LS712](#)

<b>BEEF PRODUCTION</b>	<b>4/6/2019</b> <b>(Estimate)</b>	<b>Last Week</b> <b>(Estimate)</b>	<b>Last Year</b> <b>(Actual)</b>
Slaughter	621,000	614,000	615,000
Live Weights	1340	1343	1349
Dressed Weights	803	806	816
Beef Production (millions of pounds)	497.2	493.4	500.7

[NW LS410](#)

**USDA BEEF CARCASS PRICE EQUIVALENT INDEX VALUE**

	<u>Choice</u> <u>600-900#</u>	<u>Select</u> <u>600-900#</u>	<u>Dressing percent:</u> <u>Steer</u>	<u>Heifer</u>
Change	204.07	194.08	63.16	63.05
	0.02	0.30		

[LM XB405](#)

**USDA NATIONAL CUTTER COW CARCASS CUTOUT**

169.47 0.20 90% lean: 218.59

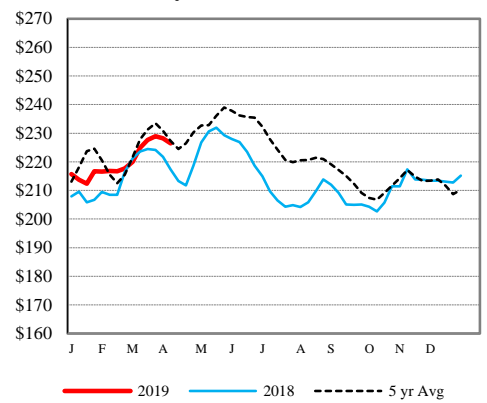
[CME LIVE CATTLE](#)

	<u>High</u>	<u>Low</u>	<u>Close</u>	<u>Change</u>
APR	126.88	125.75	126.00	0.12
JUN	122.25	120.15	120.43	0.47
AUG	118.70	117.10	117.38	0.37

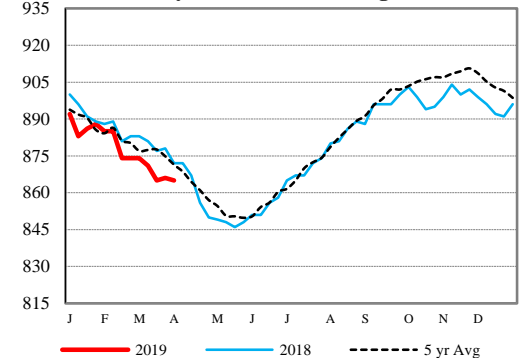
[CME FEEDER CATTLE](#)

	<u>High</u>	<u>Low</u>	<u>Close</u>	<u>Change</u>
APR	146.03	145.00	145.43	0.25
MAY	150.75	148.83	149.85	0.62
AUG	158.70	156.83	157.65	0.62

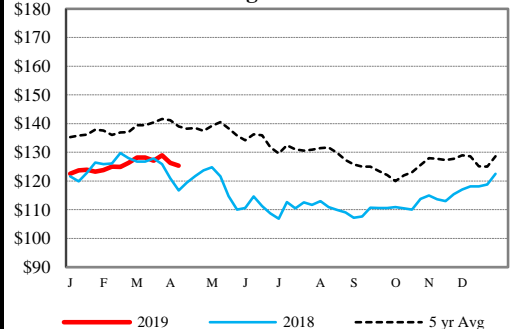
**Weekly Choice Cutout**



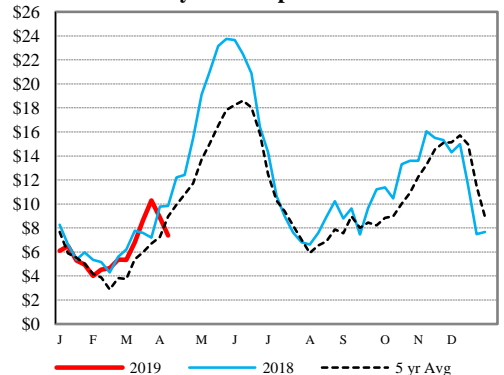
**Weekly Steer Dressed Weights**



**5 Area Weekly Wtd Avg Steer Price**



**Weekly Ch/Se Spread**



**USDA Livestock Poultry Grain Market News**

Des Moines, Iowa

Phone: 515-284-4460

Email: [desm.lpgmn@ams.usda.gov](mailto:desm.lpgmn@ams.usda.gov)

[USDA AMS Livestock, Poultry & Grain Market News Portal](#)