

[LM XB403](#)

DAILY ESTIMATED CUTOUT VALUES

	Choice <u>600-900#</u>	Select <u>600-900#</u>	Choice/Select Spread
Cutout Values	229.05	219.62	9.43
Change from Prior Day	0.73	0.82	
Primal Rib	386.41	362.07	
Primal Chuck	177.54	175.97	
Primal Round	173.38	175.80	
Primal Loin	320.16	288.37	
Primal Brisket	190.42	188.27	
Primal Short Plate	172.38	172.38	
Primal Flank	118.78	123.05	
			Load Count:
			Total 140
			Choice 77
			Select 36
			Trimming 6
			Grinds 20

Fresh 50% Trimmings 6 Loads @ 87.85

[NW LS441](#)

USDA BY-PRODUCT DROP VALUE (STEER) - DAILY

9.15 Change: 0.07

[LM CT100](#)

5 AREA WEEKLY ACCUMULATED WEIGHTED AVG CATTLE PRICE

As of 10:00 am	<u>Head Count</u>	<u>Avg Weight</u>	<u>Avg Price</u>
Live Steer	2,476	1,376	125.65
Live Heifer	947	1,262	124.00
Dressed Steer	0		
Dressed Heifer	297	778	204.00

[SJ LS710](#)

ESTIMATED DAILY CATTLE SLAUGHTER

Today (est)	120,000
Week Ago (est)	121,000
Year Ago (act)	120,000
Week to Date	360,000
Same Period Last Week	356,000
Same Period Last Year	358,000
Previous Day Estimated	
	Steer and Heifer 94,000
	Cow and Bull 26,000

[SJ LS712](#)

	4/6/2019	Last Week	Last Year
BEEF PRODUCTION	(Estimate)	(Estimate)	(Actual)
Slaughter	621,000	614,000	615,000
Live Weights	1340	1343	1349
Dressed Weights	803	806	816
Beef Production (millions of pounds)	497.2	493.4	500.7

[NW LS410](#)

USDA BEEF CARCASS PRICE EQUIVALENT INDEX VALUE

	Choice <u>600-900#</u>	Select <u>600-900#</u>	Dressing percent:
			Steer Heifer
	204.05	193.78	63.33 63.30
Change	0.36	0.40	

[LM XB405](#)

USDA NATIONAL CUTTER COW CARCASS CUTOUT

169.27 0.19 90% lean: 218.37

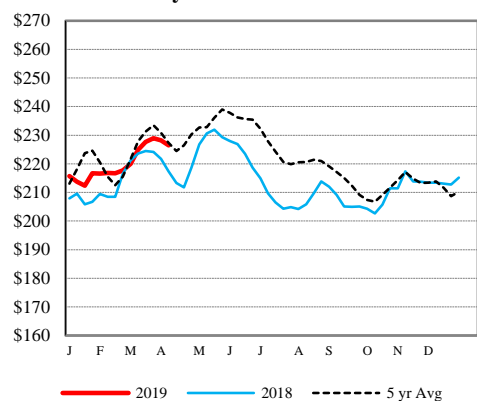
[CME LIVE CATTLE](#)

	<u>High</u>	<u>Low</u>	<u>Close</u>	<u>Change</u>
APR	126.33	125.38	125.88	(-0.02)
JUN	120.35	119.60	119.95	(-0.40)
AUG	117.48	116.80	117.00	(-0.65)

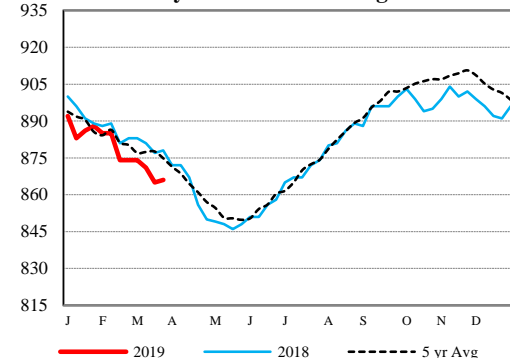
[CME FEEDER CATTLE](#)

	<u>High</u>	<u>Low</u>	<u>Close</u>	<u>Change</u>
APR	145.925B	145.00	145.18	(-0.97)
MAY	150.25	148.88	149.23	(-0.95)
AUG	157.75	156.45	157.03	(-0.57)

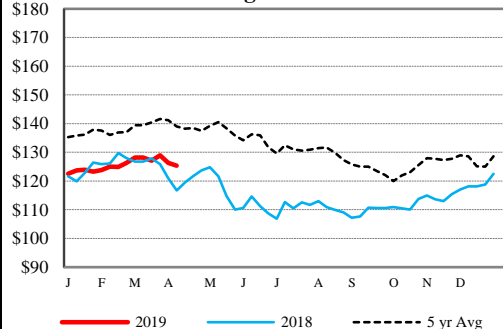
Weekly Choice Cutout



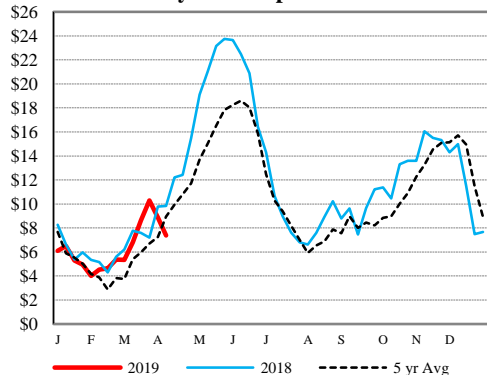
Weekly Steer Dressed Weights



5 Area Weekly Wtd Avg Steer Price



Weekly Ch/Se Spread



USDA Livestock Poultry Grain Market News

Des Moines, Iowa
Phone: 515-284-4460

Email: desm.lpgmn@ams.usda.gov

[USDA AMS Livestock, Poultry & Grain Market News Portal](#)