

[LM XB403](#)

**DAILY ESTIMATED CUTOUT VALUES**

	<u>Choice</u> <u>600-900#</u>	<u>Select</u> <u>600-900#</u>	<b>Choice/Select Spread</b>
Cutout Values	228.67	220.88	7.79
Change from Prior Day	1.74	0.60	
Primal Rib	381.04	355.65	
Primal Chuck	180.68	183.03	
Primal Round	174.55	175.48	
Primal Loin	315.31	288.67	
Primal Brisket	191.65	187.53	
Primal Short Plate	171.25	171.25	
Primal Flank	121.70	123.70	

**Load Count:**

Total	117
Choice	61
Select	25
Trimming	8
Grinds	22

Fresh 50% Trimmings 8 Loads @ 86.39

[NW LS441](#)

**USDA BY-PRODUCT DROP VALUE (STEER) - DAILY**

9.12 Change: 0.03

[LM CT100](#)

**5 AREA WEEKLY ACCUMULATED WEIGHTED AVG CATTLE PRICE**

As of 10:00 am	<u>Head Count</u>	<u>Avg Weight</u>	<u>Avg Price</u>
Live Steer	24,389	1,409	125.30
Live Heifer	15,250	1,293	125.01
Dressed Steer	9,890	920	204.41
Dressed Heifer	2,883	829	204.84

[SJ LS710](#)

**ESTIMATED DAILY CATTLE SLAUGHTER**

Today (est)	120,000		
Week Ago (est)	115,000		
Year Ago (act)	118,000		
Week to Date			
Same Period Last Week			
Same Period Last Year			
Previous Day Estimated			
	<b>Steer and Heifer</b>	<b>Friday</b>	<b>Saturday</b>
	<b>Cow and Bull</b>		
		83,000	25,000
		24,000	12,000

[SJ LS712](#)

<b>BEEF PRODUCTION</b>	<b>4/6/2019</b>	<b>Last Week</b>	<b>Last Year</b>
	<b>(Estimate)</b>	<b>(Estimate)</b>	<b>(Actual)</b>
Slaughter	621,000	614,000	615,000
Live Weights	1340	1343	1349
Dressed Weights	803	806	816
Beef Production (millions of pounds)	497.2	493.4	500.7

[NW LS410](#)

**USDA BEEF CARCASS PRICE EQUIVALENT INDEX VALUE**

	<u>Choice</u> <u>600-900#</u>	<u>Select</u> <u>600-900#</u>	<u>Dressing percent:</u> <u>Steer</u>	<u>Heifer</u>
	203.86	194.41	63.34	63.28
Change	1.10	0.40		

[LM XB405](#)

**USDA NATIONAL CUTTER COW CARCASS CUTOUT**

169.25 0.44 90% lean: 218.19

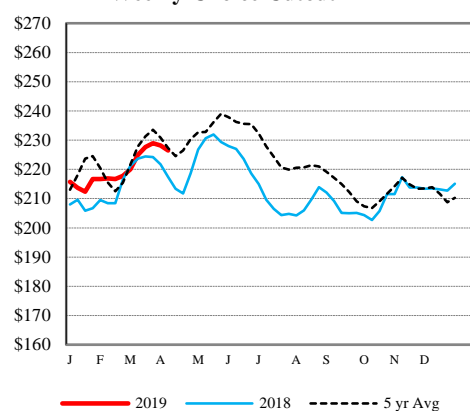
[CME LIVE CATTLE](#)

	<u>High</u>	<u>Low</u>	<u>Close</u>	<u>Change</u>
APR	126.20	125.08	125.80	(-0.25)
JUN	120.80	119.73	120.58	0.22
AUG	117.80	116.75	117.73	0.35

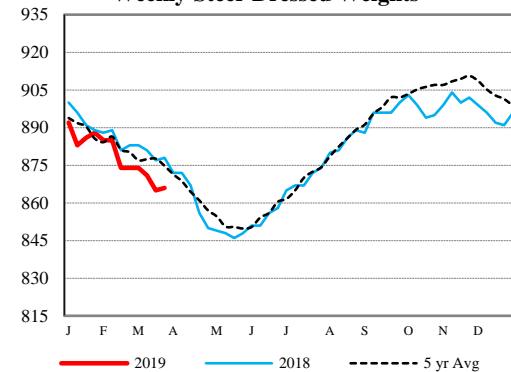
[CME FEEDER CATTLE](#)

	<u>High</u>	<u>Low</u>	<u>Close</u>	<u>Change</u>
APR	146.93	145.80	146.73	0.57
MAY	150.95	149.35	150.58	0.35
AUG	157.93	155.78	157.70	0.97

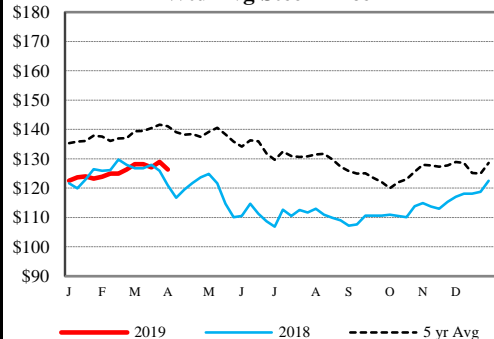
**Weekly Choice Cutout**



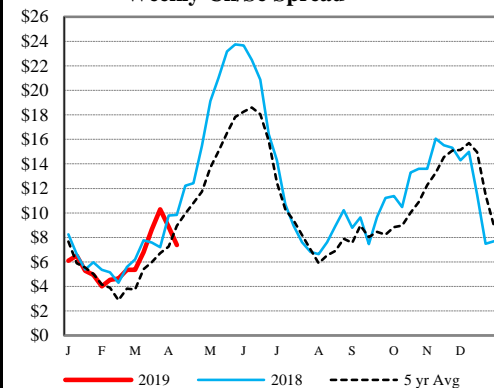
**Weekly Steer Dressed Weights**



**5 Area Weekly Wtd Avg Steer Price**



**Weekly Ch/Se Spread**



**USDA Livestock Poultry Grain Market News**

Des Moines, Iowa

Phone: 515-284-4460

Email: [desm.lpgmn@ams.usda.gov](mailto:desm.lpgmn@ams.usda.gov)

[USDA AMS Livestock, Poultry & Grain Market News Portal](#)