

[LM XB403](#)

DAILY ESTIMATED CUTOOUT VALUES

	Choice <u>600-900#</u>	Select <u>600-900#</u>	Choice/Select Spread
Cutout Values	226.93	220.28	6.65
Change from Prior Day	0.19	1.92	
Primal Rib	378.15	359.44	
Primal Chuck	178.44	182.03	
Primal Round	176.27	176.42	
Primal Loin	309.49	284.13	
Primal Brisket	192.66	188.33	
Primal Short Plate	171.58	171.58	
Primal Flank	122.54	122.29	
			Load Count:
			Total 132
			Choice 59
			Select 22
			Trimming 40
			Grinds 12

Fresh 50% Trimmings 11 Loads @ 86.03

[NW LS441](#)

USDA BY-PRODUCT DROP VALUE (STEER) - DAILY

9.09 Change: unchanged

[LM CT100](#)

5 AREA WEEKLY ACCUMULATED WEIGHTED AVG CATTLE PRICE

As of 10:00 am	<u>Head Count</u>	<u>Avg Weight</u>	<u>Avg Price</u>
Live Steer	14,259	1,374	124.43
Live Heifer	9,985	1,266	124.53
Dressed Steer	4,199	932	204.03
Dressed Heifer	745	828	204.33

[SJ LS710](#)

ESTIMATED DAILY CATTLE SLAUGHTER

		Saturday
Today (est)	107,000	37,000
Week Ago (est)	106,000	33,000
Year Ago (act)	114,000	44,000
Week to Date	584,000	621,000
Same Period Last Week	581,000	614,000
Same Period Last Year	572,000	615,000
Previous Day Estimated	Steer and Heifer 95,000 Cow and Bull 26,000	

[SJ LS712](#)

BEEF PRODUCTION	3/30/2019 (Estimate)	Last Week (Estimate)	Last Year (Actual)
Slaughter	614,000	631,000	590,000
Live Weights	1343	1348	1355
Dressed Weights	806	808	817
Beef Production (millions of pounds)	493.4	508.9	480.9

[NW LS410](#)

USDA BEEF CARCASS PRICE EQUIVALENT INDEX VALUE

	Choice 600-900#	Select 600-900#	Dressing percent:	
			Steer	Heifer
	202.76	194.01	63.27	63.22
Change	0.17	1.03		

[LM XB405](#)

USDA NATIONAL CUTTER COW CARCASS CUTOOUT

168.81 (0.10) 90% lean: 217.76

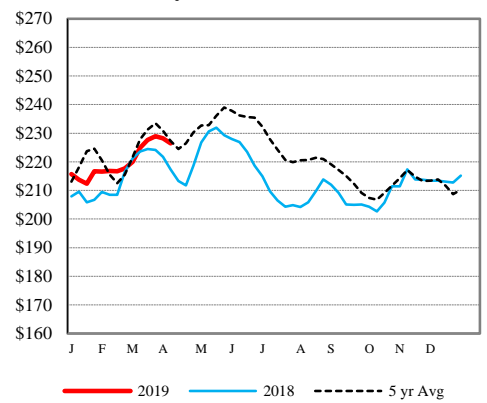
[CME LIVE CATTLE](#)

	<u>High</u>	<u>Low</u>	<u>Close</u>	<u>Change</u>
APR	127.80	125.58	127.55	1.77
JUN	121.90	118.73	121.58	2.57
AUG	118.55	115.60	118.23	2.45

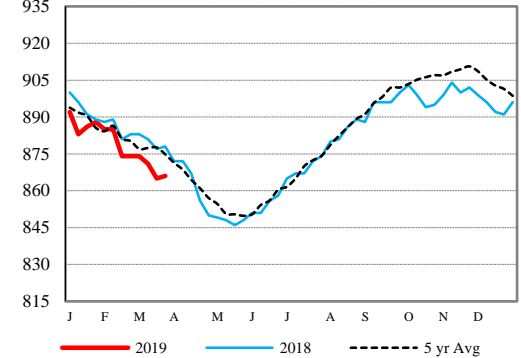
[CME FEEDER CATTLE](#)

	<u>High</u>	<u>Low</u>	<u>Close</u>	<u>Change</u>
APR	147.10	144.90	146.33	1.57
MAY	151.43	147.33	150.08	2.80
AUG	158.45	154.40	157.20	2.85

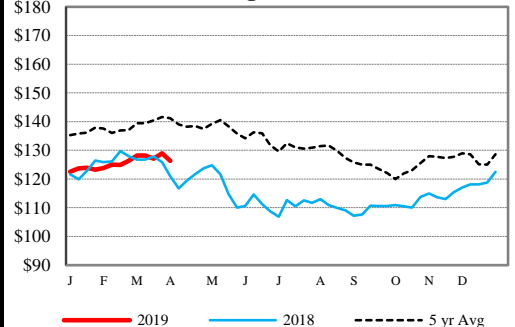
Weekly Choice Cutout



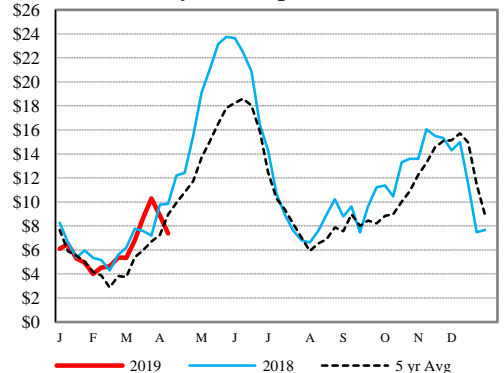
Weekly Steer Dressed Weights



5 Area Weekly Wtd Avg Steer Price



Weekly Ch/Se Spread



USDA Livestock Poultry Grain Market News

Des Moines, Iowa

Phone: 515-284-4460

Email: desm.lpgmn@ams.usda.gov

[USDA AMS Livestock, Poultry & Grain Market News Portal](#)