

[LM XB403](#)

DAILY ESTIMATED CUTOUT VALUES

	Choice <u>600-900#</u>	Select <u>600-900#</u>	Choice/Select Spread
Cutout Values	226.74	218.36	8.38
Change from Prior Day	0.60	(0.61)	
Primal Rib	378.30	351.75	
Primal Chuck	177.43	177.33	
Primal Round	177.98	177.71	
Primal Loin	308.64	284.89	
Primal Brisket	191.60	187.46	
Primal Short Plate	171.06	171.06	
Primal Flank	122.17	121.82	
			Load Count:
			Total 106
			Choice 72
			Select 12
			Trimming 5
			Grinds 17

Fresh 50% Trimmings 5 Loads @ 84.10

[NW LS441](#)

USDA BY-PRODUCT DROP VALUE (STEER) - DAILY

9.09 Change: (-0.15)

[LM CT100](#)

5 AREA WEEKLY ACCUMULATED WEIGHTED AVG CATTLE PRICE

As of 10:00 am	<u>Head Count</u>	<u>Avg Weight</u>	<u>Avg Price</u>
Live Steer	13,868	1,375	124.39
Live Heifer	9,073	1,261	124.36
Dressed Steer	1,565	948	204.18
Dressed Heifer	540	837	204.15

[SJ LS710](#)

ESTIMATED DAILY CATTLE SLAUGHTER

Today (est)	121,000
Week Ago (est)	117,000
Year Ago (act)	118,000
Week to Date	477,000
Same Period Last Week	475,000
Same Period Last Year	458,000
Previous Day Estimated	
	Steer and Heifer 94,000
	Cow and Bull 27,000

[SJ LS712](#)

BEEF PRODUCTION	3/30/2019 (Estimate)	Last Week (Estimate)	Last Year (Actual)
Slaughter	614,000	631,000	590,000
Live Weights	1343	1348	1355
Dressed Weights	806	808	817
Beef Production (millions of pounds)	493.4	508.9	480.9

[NW LS410](#)

USDA BEEF CARCASS PRICE EQUIVALENT INDEX VALUE

	Choice <u>600-900#</u>	Select <u>600-900#</u>	Dressing percent:	
			<u>Steer</u>	<u>Heifer</u>
Change	202.59 (1.01)	192.98 (1.61)	63.28	63.22

[LM XB405](#)

USDA NATIONAL CUTTER COW CARCASS CUTOUT

168.91 0.25 90% lean: 217.76

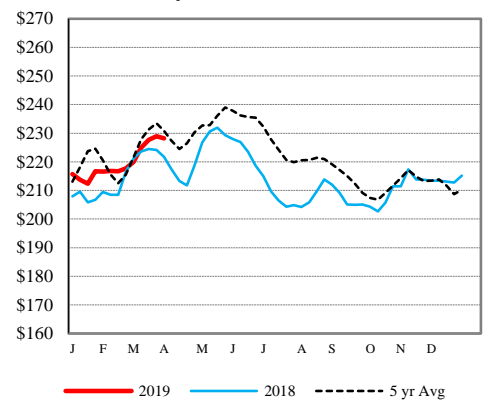
[CME LIVE CATTLE](#)

	<u>High</u>	<u>Low</u>	<u>Close</u>	<u>Change</u>
APR	127.80	125.58	127.55	1.77
JUN	121.90	118.73	121.58	2.57
AUG	118.55	115.60	118.23	2.45

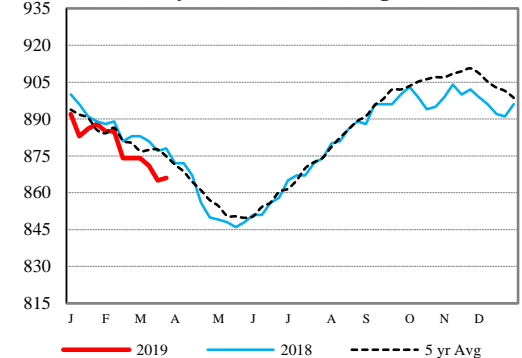
[CME FEEDER CATTLE](#)

	<u>High</u>	<u>Low</u>	<u>Close</u>	<u>Change</u>
APR	147.10	144.90	146.33	1.57
MAY	151.43	147.33	150.08	2.80
AUG	158.45	154.40	157.20	2.85

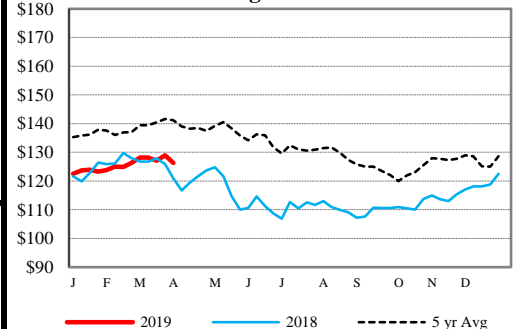
Weekly Choice Cutout



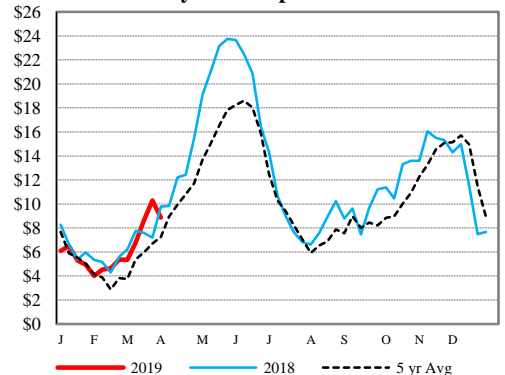
Weekly Steer Dressed Weights



5 Area Weekly Wtd Avg Steer Price



Weekly Ch/Se Spread



USDA Livestock Poultry Grain Market News

Des Moines, Iowa

Phone: 515-284-4460

Email: desm.lpgmn@ams.usda.gov

[USDA AMS Livestock, Poultry & Grain Market News Portal](#)