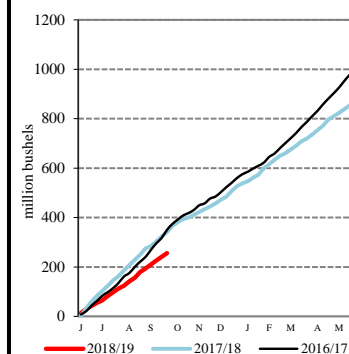


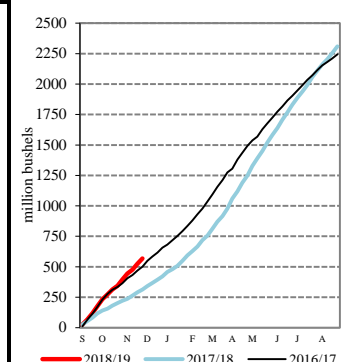
EXPORT	PRICE (\$/bu)	CHANGE (¢/bu)	BASIS (¢)	CHANGE
<a href="#">Atlantic - JO_GR850</a>				
Soybeans	7.9425	-3.50	-15.00 N	UNCH
SRW	4.1975	-4.75	-5.00 N	UNCH
<a href="#">Chicago - GX_GR110</a>				
Corn	3.1175 - 3.3275	-1.50	-40.00 N to -19.00 N	UNCH
Soybeans	7.5425 - 7.6925	-3.50	-55.00 N to -40.00 N	UNCH
SRW	4.0775 - 4.2475	-4.75	-17.00 N to Opt N	UNCH
<a href="#">Gulf - JO_GR112</a>				
Corn	3.8850 - 4.0350	-2.00 to -4.00	+46.00 K to +61.00 K	UNCH to -2.00
Soybeans	8.3325 - 8.4925	-3.50	+24.00 N to +40.00 N	UNCH
SRW	4.9975 - 5.0675	-4.75 to -0.75	+75.00 N to +82.00 N	UNCH to +4.00
12 HRW	NQ	NQ	NQ	NQ
<a href="#">PNW - JO_GR110</a>				
SWW	5.75 - 5.80	UNCH to -5.00	+150.25 N to +155.25 N	+4.75 to -0.25
Ord HRW	5.26 - 5.46	-11.00	+139.00 N to +159.00 N	UNCH
<a href="#">Toledo - GX_GR111</a>				
Corn	3.4375 - 3.4775	-1.50 to +1.50	-8.00 N to -4.00 N	UNCH to +3.00
Soybeans	7.5925 - 7.6425	-3.50	-50.00 N to -45.00 N	UNCH
SRW	4.1275	-4.75	-12.00 N	UNCH

All prices are reported in dollars/bushel, except soybean and corn oil is in cents/lb. and soybean meal is in dollars/ton.

Wheat Inspected for Export

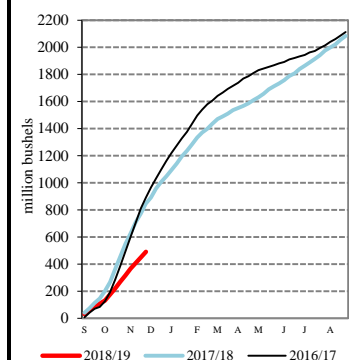


Corn Inspected for Export



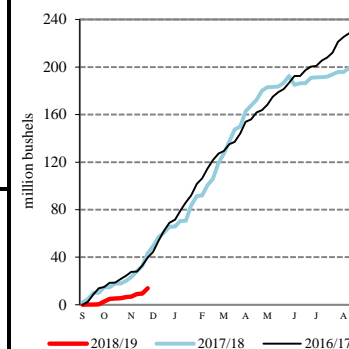
TERMINAL	PRICE (\$/bu)	CHANGE (¢/bu)	BASIS (¢)	CHANGE
<a href="#">Kansas City - SJ_GR112</a>				
Corn	3.42 - 3.61	-1.00	-10.00 N to +9.00 N	UNCH
Soybeans	7.59 - 7.84	-4.00	-50.00 N to -25.00 N	UNCH
Ord HRW	3.77 - 4.14	-11.00	-10.00 N to +27.00 N	UNCH
<a href="#">Minneapolis - MS_GR110</a>				
14 DNS/NS Del Chicag	5.9700	-0.25	+80.00 N	UNCH
Oats	3.0325 - 3.4625	+0.00 to +4.00	+17.00 N to +60.00 N	-4.00 to UNCH
<a href="#">Omaha - WH_GR110</a>				
Corn	3.47 - 3.50	-1.00	-4.75 N to -1.75 N	+0.50
Soybeans	7.49 - 7.51	+6.00 to -2.00	-60.25 N to -58.25 N	+9.50 to +1.50
<a href="#">Portland - JO_GR111</a>				
11.5 HRW	5.47 - 5.67	-11.00	+160.00 N to +180.00 N	UNCH
14 DNS	6.17 - 6.22	UNCH	+100.00 N to +105.00 N	UNCH

Soybeans Inspected for Export



RIVER	PRICE (\$/bu)	CHANGE (¢/bu)	BASIS (¢)	CHANGE
<a href="#">So. Iowa, Mississippi River - MS_GR114</a>				
Corn	3.1875 - 3.2575	-3.50 to -1.50	-33.00 N to -26.00 N	-2.00 to UNCH
Soybeans	7.5325 - 7.6125	-3.50 to -7.50	-56.00 N to -48.00 N	UNCH to -4.00
<a href="#">St. Louis, Mississippi River - JC_GR110</a>				
Corn	3.6500	-1.00 to -3.00	+13.25 N	+0.50 to -1.50
Soybeans	8.0500	+2.00 to -4.00	-4.25 N	+5.50 to -0.50
SRW	4.5400	-5.00	+29.25 N	-0.25
<a href="#">Memphis, Mississippi River - LR_GR110</a>				
Corn	3.5975 - 3.8175	-1.50	+8.00 N to +30.00 N	UNCH
Soybeans	7.9925 - 8.1225	-3.50 to +2.50	-10.00 N to +3.00 N	UNCH to +6.00
SRW	NQ	NQ	NQ	NQ
<a href="#">Cincinnati, Ohio River - GX_GR114</a>				
Corn	3.4975 - 3.6375	-5.50 to +3.50	-2.00 N to +12.00 N	-4.00 to +5.00
Soybeans	7.8825 - 7.9525	-2.50	-21.00 N to -14.00 N	+1.00
SRW	NQ	NQ	NQ	NQ
<a href="#">Mt. Vernon, Indiana, Ohio River - GX_GR114</a>				
Corn	3.5675 - 3.6375	-6.50 to -7.50	+5.00 N to +12.00 N	-5.00 to -6.00
Soybeans	7.9425 - 7.9525	-4.50 to -3.50	-15.00 N to -14.00 N	-1.00 to UNCH
SRW	NQ	NQ	NQ	NQ
<a href="#">No. Peoria, Illinois River - GX_GR112</a>				
Corn	3.3075 - 3.3375	-1.50 to -4.50	-21.00 N to -18.00 N	UNCH to -3.00
Soybeans	7.6725 - 7.7225	-3.50	-42.00 N to -37.00 N	UNCH

Sorghum Inspected for Export



PROCESSOR	PRICE	CHANGE	BASIS	CHANGE
<b>Central IL</b>				
<a href="#">Corn</a>	3.3175 - 3.5175	-1.50	-20.00 N to Opt N	UNCH
<a href="#">Soybeans</a>	7.7525 - 7.8425	-3.50	-34.00 N to -25.00 N	UNCH
Crude SB Oil	26.19 - 26.39	+0.16	-60.00 N to -40.00 N	UNCH
48 SB Meal	282.30 - 286.30	-1.80	-5.00 N to -1.00 N	UNCH
Crude Corn Oil - Rail	27.00	-1.35	N/A	N/A

FUTURES	PRICE	CHANGE	PRICE	CHANGE
CME Group				
Corn	K May 19 3.4250	-2.00 N Jul 19 3.5175	-1.50	
Soybeans	K May 19 7.9700	-3.25 N Jul 19 8.0925	-3.50	
Wheat (SRW)	K May 19 4.1900	-2.75 N Jul 19 4.2475	-4.75	
Oats	K May 19 3.0275	+4.25 N Jul 19 2.8625	+4.25	
MGEX	HRS Wheat (DNS)	K May 19 5.0875	-1.25 N Jul 19 5.1700	-0.25
KCBOT	HRW Wheat	K May 19 3.7925	-10.75 N Jul 19 3.8700	-10.75

USDA Livestock, Poultry & Grain Market News  
 210 Walnut Street, Room 767  
 Des Moines, Iowa 50309  
 Phone: 515-284-4460  
 Email: [Desm.LPGMN@ams.usda.gov](mailto:Desm.LPGMN@ams.usda.gov)  
[www.ams.usda.gov/LPSMarketNewsPage](http://www.ams.usda.gov/LPSMarketNewsPage)