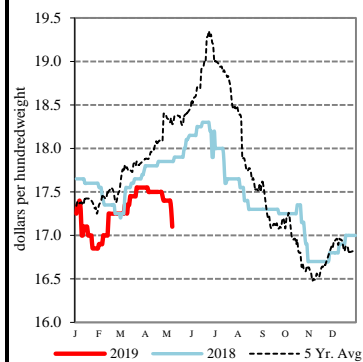


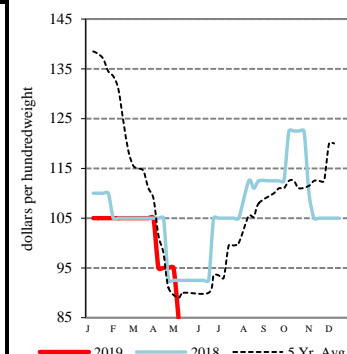
EXPORT	PRICE (\$/bu)	CHANGE (¢/bu)	BASIS (¢)	CHANGE
Atlantic - JO_GR850				
Soybeans	7.9775	-14.50	-15.00 N	UNCH
SRW	4.2450	-9.50	-5.00 N	UNCH
Chicago - GX_GR110				
Corn	3.1325 - 3.3425	-11.00 to -8.00	-40.00 N to -19.00 N	UNCH to +3.00
Soybeans	7.5775 - 7.7275	-11.50 to -4.50	-55.00 N to -40.00 N	+3.00 to +10.00
SRW	4.1250 - 4.2950	-9.50	-17.00 N to Opt N	UNCH
Gulf - JO_GR112				
Corn	3.9050 - 4.0750	-10.75 to -12.75	+46.00 K to +63.00 K	UNCH to -2.00
Soybeans	8.3675 - 8.5275	-13.50 to -14.50	+24.00 N to +40.00 N	+1.00 to UNCH
SRW	5.0450 - 5.0750	-8.50 to -6.50	+75.00 N to +78.00 N	+1.00 to +3.00
12 HRW	NQ	NQ	NQ	NQ
PNW - JO_GR110				
SWW	5.75 - 5.85	UNCH	+145.50 N to +155.50 N	+9.50
Ord HRW	5.37 - 5.57	-6.00	+139.00 N to +159.00 N	UNCH
Toledo - GX_GR111				
Corn	3.4525 - 3.4625	No Comp	-8.00 N to -7.00 N	No Comp
Soybeans	7.6275 - 7.6775	No Comp	-50.00 N to -45.00 N	No Comp
SRW	4.1750	-9.50	-12.00 N	UNCH

All prices are reported in dollars/bushel, except soybean and corn oil is in cents/lb. and soybean meal is in dollars/ton.

Sunflower Seeds - Fargo, ND



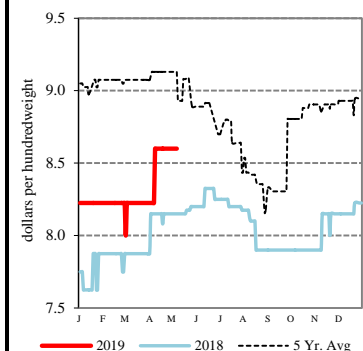
Rice Bran - Arkansas



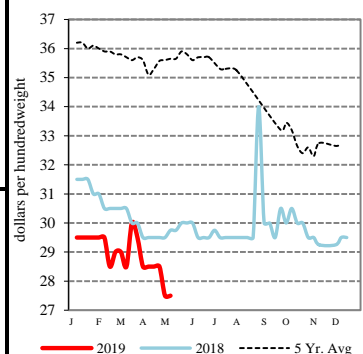
TERMINAL	PRICE (\$/bu)	CHANGE (¢/bu)	BASIS (¢)	CHANGE
Kansas City - SJ_GR112				
Corn	3.43 - 3.62	-11.00	-10.00 N to +9.00 N	UNCH
Soybeans	7.63 - 7.88	-14.00	-50.00 N to -25.00 N	UNCH
Ord HRW	3.88 - 4.25	-6.00	-10.00 N to +27.00 N	UNCH
Minneapolis - MS_GR110				
14 DNS/NS Del Chicag	5.9725	-8.25	+80.00 N	-5.00
Oats	3.0300 - 3.4200	+3.00	+21.00 N to +60.00 N	UNCH
Omaha - WH_GR110				
Corn	3.48 - 3.51	-9.00 to -11.00	-5.25 N to -2.25 N	+2.00 to UNCH
Soybeans	7.43 - 7.53	-14.00	-69.75 N to -59.75 N	+0.50
Portland - JO_GR111				
11.5 HRW	5.58 - 5.78	-6.00	+160.00 N to +180.00 N	UNCH
14 DNS	6.17 - 6.22	-4.00	+100.00 N to +105.00 N	UNCH

RIVER	PRICE (\$/bu)	CHANGE (¢/bu)	BASIS (¢)	CHANGE
So. Iowa, Mississippi River - MS_GR114				
Corn	3.2225 - 3.2725	-11.00 to -13.00	-31.00 N to -26.00 N	UNCH to -2.00
Soybeans	7.5675 - 7.6875	-14.50	-56.00 N to -44.00 N	UNCH
St. Louis, Mississippi River - JC_GR110				
Corn	3.6600 - 3.6800	-11.00 to -9.00	+12.75 N to +14.75 N	UNCH to +2.00
Soybeans	8.0300 - 8.0900	-15.00 to -13.00	-9.75 N to -3.75 N	-0.50 to +1.50
SRW	4.5900	-10.00	+29.50 N	-0.50
Memphis, Mississippi River - LR_GR110				
Corn	3.6125 - 3.8325	-11.00	+8.00 N to +30.00 N	UNCH
Soybeans	8.0275 - 8.0975	-14.50	-10.00 N to -3.00 N	UNCH
SRW	NQ	NQ	NQ	NQ
Cincinnati, Ohio River - GX_GR114				
Corn	3.5525 - 3.6025	-11.00 to -13.00	+2.00 N to +7.00 N	UNCH to -2.00
Soybeans	7.9075 - 7.9775	-11.50 to -14.50	-22.00 N to -15.00 N	+3.00 to UNCH
SRW	NQ	NQ	NQ	NQ
Mt. Vernon, Indiana, Ohio River - GX_GR114				
Corn	3.6325 - 3.7125	-15.00 to -11.00	+10.00 N to +18.00 N	-4.00 to UNCH
Soybeans	7.9875	-14.50	-14.00 N	UNCH
SRW	NQ	NQ	NQ	NQ
No. Peoria, Illinois River - GX_GR112				
Corn	3.3225 - 3.3825	-13.00 to -11.00	-21.00 N to -15.00 N	-2.00 to UNCH
Soybeans	7.7075 - 7.7575	-14.50	-42.00 N to -37.00 N	UNCH

Malting Barley - Great Falls, MT



Pinto Beans - Northeast CO



PROCESSOR	PRICE	CHANGE	BASIS	CHANGE
Central IL				
Corn	3.3325 - 3.5325	-11.00	-20.00 N to Opt N	UNCH
Soybeans	7.7875 - 7.8775	-14.50 to -15.50	-34.00 N to -25.00 N	UNCH to -1.00
Crude SB Oil	26.03 - 26.23	-0.37	-60.00 N to -40.00 N	UNCH
48 SB Meal	284.10 - 288.10	-3.80	-5.00 N to -1.00 N	UNCH
Crude Corn Oil - Rail	28.35	UNCH	N/A	N/A

FUTURES	PRICE	CHANGE	PRICE	CHANGE
CME Group				
Corn	K May 19 3.4450	-10.75 N Jul 19 3.5325	-11.00	
Soybeans	K May 19 8.0025	-14.00 N Jul 19 8.1275	-14.50	
Wheat (SRW)	K May 19 4.2175	-9.50 N Jul 19 4.2950	-9.50	
Oats	K May 19 2.9850	+3.50 N Jul 19 2.8200	+3.50	
MGEX	HRS Wheat (DNS)	K May 19 5.1000	+1.75 N Jul 19 5.1725	-3.25
KCBOT	HRW Wheat	K May 19 3.9000	-4.25 N Jul 19 3.9775	-5.75

USDA Livestock, Poultry & Grain Market News
 210 Walnut Street, Room 767
 Des Moines, Iowa 50309
 Phone: 515-284-4460
 Email: Desm.LPGMN@ams.usda.gov
www.ams.usda.gov/LPSMarketNewsPage