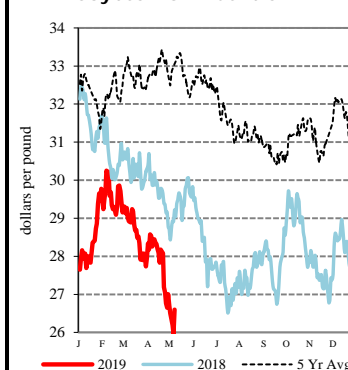


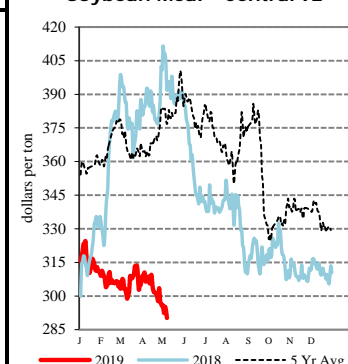
EXPORT	PRICE (\$/bu)	CHANGE (¢/bu)	BASIS (¢)	CHANGE
Atlantic - JO_GR850				
Soybeans	8.1225	-3.50	-15.00 N	UNCH
SRW	4.3400	-0.50	-5.00 N	UNCH
Chicago - GX_GR110				
Corn	3.2425 - 3.4225	-2.25	-40.00 N to -22.00 N	UNCH
Soybeans	7.6925 - 7.7725	-3.50	-58.00 N to -50.00 N	UNCH
SRW	4.2200 - 4.3900	-0.50	-17.00 N to Opt N	UNCH
Gulf - JO_GR112				
Corn	4.0125 - 4.2025	-2.75 to +5.25	+46.00 K to +65.00 K	UNCH to +8.00
Soybeans	8.5025 - 8.6725	-3.50	+23.00 N to +40.00 N	UNCH
SRW	5.1300 - 5.1400	-0.50	+74.00 N to +75.00 N	UNCH
12 HRW	NQ	NQ	NQ	NQ
PNW - JO_GR110				
SWW	5.75 - 5.85	+15.00 to UNCH	+136.00 N to +146.00 N	+15.50 to +0.50
Ord HRW	5.43 - 5.63	UNCH to -5.00	+139.00 N to +159.00 N	UNCH to -5.00
Toledo - GX_GR111				
Corn	3.4725 - 3.5725	No Comp	-17.00 N to -7.00 N	No Comp
Soybeans	7.6725 - 7.8225	No Comp	-60.00 N to -45.00 N	No Comp
SRW	4.2700	No Comp	-12.00 N	No Comp

All prices are reported in dollars/bushel, except soybean and corn oil is in cents/lb. and soybean meal is in dollars/ton.

Soybean Oil - Central IL



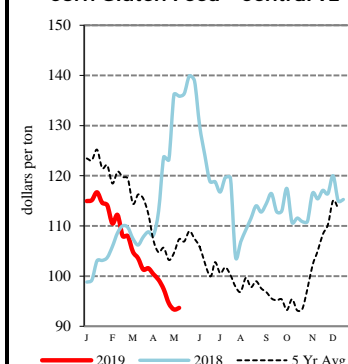
Soybean Meal - Central IL



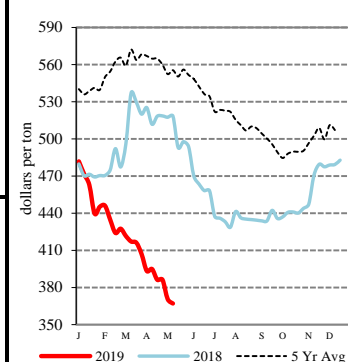
TERMINAL	PRICE (\$/bu)	CHANGE (¢/bu)	BASIS (¢)	CHANGE
Kansas City - SJ_GR112				
Corn	3.54 - 3.73	-3.00	-10.00 N to +9.00 N	UNCH
Soybeans	7.77 - 8.02	-4.00	-50.00 N to -25.00 N	UNCH
Ord HRW	3.94 - 4.31	UNCH	-10.00 N to +27.00 N	UNCH
Minneapolis - MS_GR110				
14 DNS/NS Del Chicag	6.0550	-1.25	+85.00 N	UNCH
Oats	2.9950 - 3.3850	-1.00 to +0.00	+21.00 N to +60.00 N	-1.00 to UNCH
Omaha - WH_GR110				
Corn	3.57 - 3.62	-3.00	-7.25 N to -2.25 N	-0.75
Soybeans	7.57 - 7.67	-4.00	-70.25 N to -60.25 N	-0.50
Portland - JO_GR111				
11.5 HRW	5.64 - 5.84	UNCH to -5.00	+160.00 N to +180.00 N	UNCH to -5.00
14 DNS	6.21 - 6.26	-1.00	+100.00 N to +105.00 N	UNCH

RIVER	PRICE (\$/bu)	CHANGE (¢/bu)	BASIS (¢)	CHANGE
So. Iowa, Mississippi River - MS_GR114				
Corn	3.3325 - 3.4025	-2.25 to -11.25	-31.00 N to -24.00 N	UNCH to -9.00
Soybeans	7.7125 - 7.8325	-3.50	-56.00 N to -44.00 N	UNCH
St. Louis, Mississippi River - JC_GR110				
Corn	3.7700	+1.00 to -3.00	+12.75 N	+3.25 to -0.75
Soybeans	8.1800 - 8.2200	-4.00	-9.25 N to -5.25 N	-0.50
SRW	4.6900	+3.00 to -1.00	+30.00 N	+3.50 to -0.50
Memphis, Mississippi River - LR_GR110				
Corn	3.7225 - 3.9425	-4.25 to +2.75	+8.00 N to +30.00 N	-2.00 to +5.00
Soybeans	8.1725 - 8.2425	-3.50	-10.00 N to -3.00 N	UNCH
SRW	NQ	NQ	NQ	NQ
Cincinnati, Ohio River - GX_GR114				
Corn	3.6625 - 3.7325	-0.25 to +2.75	+2.00 N to +9.00 N	+2.00 to +5.00
Soybeans	8.0225 - 8.1225	-6.50	-25.00 N to -15.00 N	-3.00
SRW	NQ	NQ	NQ	NQ
Mt. Vernon, Indiana, Ohio River - GX_GR114				
Corn	3.7825 - 3.8225	+5.75 to +3.75	+14.00 N to +18.00 N	+8.00 to +6.00
Soybeans	8.1325	-1.50 to -3.50	-14.00 N	+2.00 to UNCH
SRW	NQ	NQ	NQ	NQ
No. Peoria, Illinois River - GX_GR112				
Corn	3.4525 - 3.4925	-2.25	-19.00 N to -15.00 N	UNCH
Soybeans	7.8525 - 7.9025	-4.50 to -3.50	-42.00 N to -37.00 N	-1.00 to UNCH

Corn Gluten Feed - Central IL



Corn Gluten Meal - Central IL



PROCESSOR	PRICE	CHANGE	BASIS	CHANGE
Central IL				
Corn	3.4425 - 3.6425	-2.25	-20.00 N to Opt N	UNCH
Soybeans	7.9325 - 8.0325	-2.50 to -5.50	-34.00 N to -24.00 N	+1.00 to -2.00
Crude SB Oil	26.40 - 26.60	-0.10	-60.00 N to -40.00 N	UNCH
48 SB Meal	287.90 - 291.90	-0.30	-5.00 N to -1.00 N	UNCH
Crude Corn Oil - Rail	28.35	UNCH	N/A	N/A

FUTURES				PRICE	CHANGE			PRICE	CHANGE
CME Group	Corn	K	May 19	3.5525	-2.75	N	Jul 19	3.6425	-2.25
	Soybeans	K	May 19	8.1425	-3.50	N	Jul 19	8.2725	-3.50
	Wheat (SRW)	K	May 19	4.3125	+0.75	N	Jul 19	4.3900	-0.50
	Oats	K	May 19	2.9500	-0.25	N	Jul 19	2.7850	-0.25
MGEX	HRS Wheat (DNS)	K	May 19	5.0825	-0.25	N	Jul 19	5.2050	-1.25
KCBOT	HRW Wheat	K	May 19	3.9425	-0.50	N	Jul 19	4.0350	-0.50

USDA Livestock, Poultry & Grain Market News

210 Walnut Street, Room 767

Des Moines, Iowa 50309

Phone: 515-284-4460

Email: Desm.LPGMN@ams.usda.gov

www.ams.usda.gov/LPSMarketNewsPage