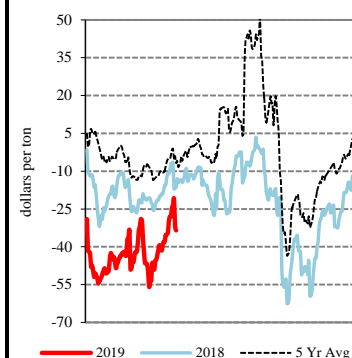


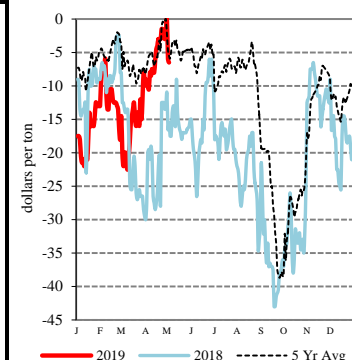
EXPORT	PRICE (\$/bu)	CHANGE (¢/bu)	BASIS (¢)	CHANGE
Atlantic - JO_GR850				
Soybeans	8.1575	+0.50	-15.00 N	UNCH
SRW	4.3450	No Comp	-5.00 N	No Comp
Chicago - GX_GR110				
Corn	3.2650 - 3.4450	+2.25	-40.00 N to -22.00 N	UNCH
Soybeans	7.7275 - 7.8075	+0.50	-58.00 N to -50.00 N	UNCH
SRW	4.2250 - 4.3950	+2.25	-17.00 N to Opt N	UNCH
Gulf - JO_GR112				
Corn	4.0400 - 4.1500	+2.25 to -0.75	+46.00 K to +57.00 K	UNCH to -3.00
Soybeans	8.5375 - 8.7075	+0.50	+23.00 N to +40.00 N	UNCH
SRW	5.1350 - 5.1450	+2.25	+74.00 N to +75.00 N	UNCH
12 HRW	NQ	NQ	NQ	NQ
PNW - JO_GR110				
SWW	5.60 - 5.85	UNCH to -5.00	+120.50 N to +145.50 N	-2.25 to -7.25
Ord HRW	5.43 - 5.68	+1.00	+139.00 N to +164.00 N	UNCH
Toledo - GX_GR111				
Corn	3.5850	+12.75 to +2.25	-8.00 N	No Comp
Soybeans	7.8075 - 7.8575	+13.25 to +0.50	-50.00 N to -45.00 N	No Comp
SRW	4.2750	+14.50 to +11.50	-12.00 N	No Comp

All prices are reported in dollars/bushel, except soybean and corn oil is in cents/lb. and soybean meal is in dollars/ton.

IL River So. of Peoria Bean Basis



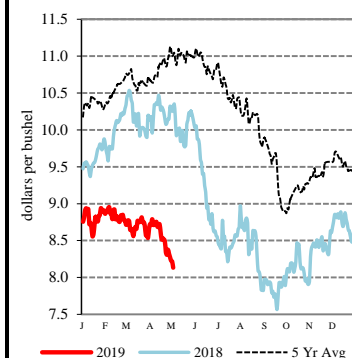
IL River So. of Peoria Corn Basis



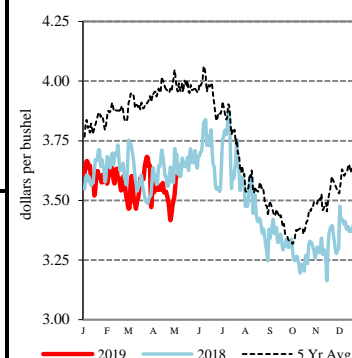
TERMINAL	PRICE (\$/bu)	CHANGE (¢/bu)	BASIS (¢)	CHANGE
Kansas City - SJ_GR112				
Corn	3.57 - 3.76	+3.00	-10.00 N to +9.00 N	UNCH
Soybeans	7.81 - 8.06	+1.00	-50.00 N to -25.00 N	UNCH
Ord HRW	3.94 - 4.31	+1.00	-10.00 N to +27.00 N	UNCH
Minneapolis - MS_GR110				
14 DNS/NS Del Chicag	6.0675	+7.50	+85.00 N	UNCH
Oats	3.0075 - 3.3875	+7.00 to +1.00	+22.00 N to +60.00 N	+6.00 to UNCH
Omaha - WH_GR110				
Corn	3.60 - 3.65	+3.00 to +2.00	-6.50 N to -1.50 N	+0.75 to -0.25
Soybeans	7.61 - 7.71	+1.00	-69.75 N to -59.75 N	+0.50
Portland - JO_GR111				
11.5 HRW	5.64 - 5.89	+1.00	+160.00 N to +185.00 N	UNCH
14 DNS	6.22 - 6.27	+8.00	+100.00 N to +105.00 N	UNCH

RIVER	PRICE (\$/bu)	CHANGE (¢/bu)	BASIS (¢)	CHANGE
So. Iowa, Mississippi River - MS_GR114				
Corn	3.3550 - 3.5150	+0.25 to +9.25	-31.00 N to -15.00 N	-2.00 to +7.00
Soybeans	7.7475 - 7.8675	-3.50 to +1.50	-56.00 N to -44.00 N	-4.00 to +1.00
St. Louis, Mississippi River - JC_GR110				
Corn	3.7600 - 3.8000	UNCH to +2.00	+9.50 N to +13.50 N	-2.25 to -0.25
Soybeans	8.2200 - 8.2600	UNCH to +1.00	-8.75 N to -4.75 N	-0.50 to +0.50
SRW	4.6600 - 4.7000	+8.00 to +3.00	+26.50 N to +30.50 N	+5.75 to +0.75
Memphis, Mississippi River - LR_GR110				
Corn	3.7650 - 3.9150	+2.25 to +7.25	+10.00 N to +25.00 N	UNCH to +5.00
Soybeans	8.2075 - 8.2775	+0.50 to +4.50	-10.00 N to -3.00 N	UNCH to +4.00
SRW	NQ	NQ	NQ	NQ
Cincinnati, Ohio River - GX_GR114				
Corn	3.6650 - 3.7050	+2.25	Opt N to +4.00 N	UNCH
Soybeans	8.0875 - 8.1875	-0.50	-22.00 N to -12.00 N	-1.00
SRW	NQ	NQ	NQ	NQ
Mt. Vernon, Indiana, Ohio River - GX_GR114				
Corn	3.7250 - 3.7850	+18.25 to +6.25	+6.00 N to +12.00 N	+16.00 to +4.00
Soybeans	8.1475 - 8.1675	+1.50 to +0.50	-16.00 N to -14.00 N	+1.00 to UNCH
SRW	NQ	NQ	NQ	NQ
No. Peoria, Illinois River - GX_GR112				
Corn	3.4750 - 3.5150	+2.25 to -1.75	-19.00 N to -15.00 N	UNCH to -4.00
Soybeans	7.8975 - 7.9375	+0.50 to -6.50	-41.00 N to -37.00 N	UNCH to -7.00

Soybeans - Central IL



Corn - Central IL



PROCESSOR	PRICE	CHANGE	BASIS	CHANGE
Central IL				
Corn	3.4650 - 3.6650	+2.25	-20.00 N to Opt N	UNCH
Soybeans	7.9575 - 8.0875	+0.50 to -1.50	-35.00 N to -22.00 N	UNCH to -2.00
Crude SB Oil	26.50 - 26.70	+0.66 to +0.61	-60.00 N to -40.00 N	No Comp
48 SB Meal	288.20 - 292.20	-3.40	-5.00 N to -1.00 N	UNCH
Crude Corn Oil - Rail	28.35	UNCH	N/A	N/A

FUTURES				PRICE	CHANGE			PRICE	CHANGE
CME Group	Corn	K	May 19	3.5800	+2.25	N	Jul 19	3.6650	+2.25
	Soybeans	K	May 19	8.1775	+0.25	N	Jul 19	8.3075	+0.50
	Wheat (SRW)	K	May 19	4.3050	+2.50	N	Jul 19	4.3950	+2.25
	Oats	K	May 19	2.9525	-0.25	N	Jul 19	2.7875	+1.25
MGEX	HRS Wheat (DNS)	K	May 19	5.0850	+9.50	N	Jul 19	5.2175	+7.50
KCBOT	HRW Wheat	K	May 19	3.9475	+0.50	N	Jul 19	4.0400	+1.00

USDA Livestock, Poultry & Grain Market News
 210 Walnut Street, Room 767
 Des Moines, Iowa 50309
 Phone: 515-284-4460
 Email: Desm.LPGMN@ams.usda.gov
www.ams.usda.gov/LPSMarketNewsPage