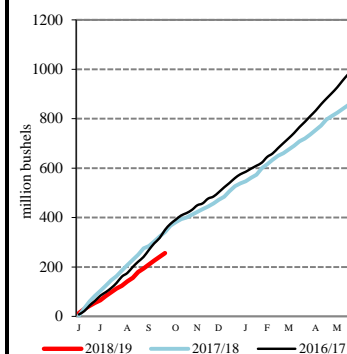


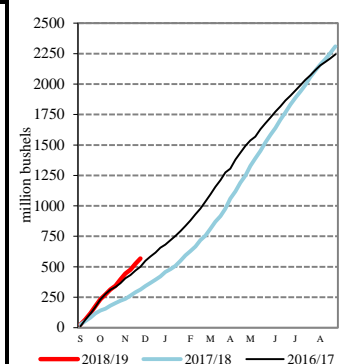
EXPORT	PRICE (\$/bu)	CHANGE (¢/bu)	BASIS (¢)	CHANGE
<a href="#">Atlantic - JO_GR850</a>				
Soybeans	8.2725	-1.00	-15.00 N	UNCH
SRW	NQ	NQ	NQ	NQ
<a href="#">Chicago - GX_GR110</a>				
Corn	3.3075 - 3.4875	+0.25	-40.00 N to -22.00 N	UNCH
Soybeans	7.8425 - 7.9225	-1.00	-58.00 N to -50.00 N	UNCH
SRW	4.2100 - 4.3800	-6.00	-17.00 N to Opt N	UNCH
<a href="#">Gulf - JO_GR112</a>				
Corn	4.0900 - 4.1900	+1.00	+46.00 K to +56.00 K	UNCH
Soybeans	8.6550 - 8.7450	-1.00	+36.00 K to +45.00 K	UNCH
SRW	5.1000 - 5.1500	-5.25	+82.00 K to +87.00 K	UNCH
12 HRW	NQ	NQ	NQ	NQ
<a href="#">PNW - JO_GR110</a>				
SWW	5.60 - 5.90	UNCH	+122.00 N to +152.00 N	No Comp
Ord HRW	5.41 - 5.66	+9.00	+139.00 N to +164.00 N	No Comp
<a href="#">Toledo - GX_GR111</a>				
Corn	3.5900 - 3.6275	+1.00 to +2.25	-4.00 K to -8.00 N	UNCH to +2.00
Soybeans	7.8650 - 7.9725	-1.00	-43.00 K to -45.00 N	UNCH
SRW	4.1800 - 4.2300	-5.25	-10.00 K to -5.00 K	UNCH

All prices are reported in dollars/bushel, except soybean and corn oil is in cents/lb. and soybean meal is in dollars/ton.

Wheat Inspected for Export

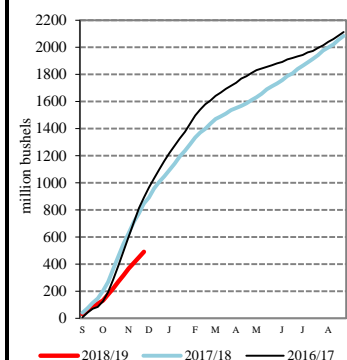


Corn Inspected for Export



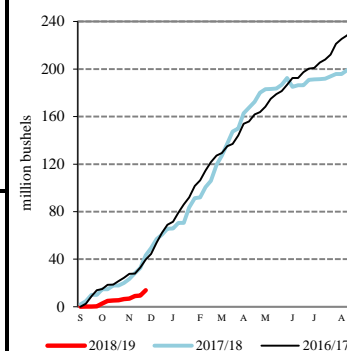
TERMINAL	PRICE (\$/bu)	CHANGE (¢/bu)	BASIS (¢)	CHANGE
<a href="#">Kansas City - SJ_GR112</a>				
Corn	3.61 - 3.80	UNCH	-10.00 N to +9.00 N	UNCH
Soybeans	7.92 - 8.12	-1.00 to +9.00	-50.00 N to -30.00 N	UNCH to +10.00
Ord HRW	3.92 - 4.29	-3.00	-10.00 N to +27.00 N	UNCH
<a href="#">Minneapolis - MS_GR110</a>				
14 DNS/NS Del Chicag	6.0500	-15.75	+90.00 N	-10.00
Oats	3.0200 - 3.4400	+13.00 to +2.00	+18.00 N to +60.00 N	+11.00 to UNCH
<a href="#">Omaha - WH_GR110</a>				
Corn	3.64 - 3.70	UNCH	-6.75 N to -0.75 N	-0.25
Soybeans	7.72 - 7.82	-1.00	-70.25 N to -60.25 N	UNCH
<a href="#">Portland - JO_GR111</a>				
11.5 HRW	5.62 - 5.87	+9.00	+160.00 N to +185.00 N	No Comp
14 DNS	6.15 - 6.20	+10.00	+100.00 N to +105.00 N	No Comp

Soybeans Inspected for Export



RIVER	PRICE (\$/bu)	CHANGE (¢/bu)	BASIS (¢)	CHANGE
<a href="#">So. Iowa, Mississippi River - MS_GR114</a>				
Corn	3.4375 - 3.4875	+0.25	-27.00 N to -22.00 N	UNCH
Soybeans	7.9025 - 7.9725	+1.00 to -1.00	-52.00 N to -45.00 N	+2.00 to UNCH
<a href="#">St. Louis, Mississippi River - JC_GR110</a>				
Corn	3.8200 - 3.8500	-1.00 to +1.00	+11.25 N to +14.25 N	-1.25 to +0.75
Soybeans	8.3300 - 8.3700	-1.00 to +2.00	-9.25 N to -5.25 N	UNCH to +3.00
SRW	4.5900 - 4.6800	-6.00	+21.00 N to +30.00 N	UNCH
<a href="#">Memphis, Mississippi River - LR_GR110</a>				
Corn	3.8075 - 3.9575	No Comp	+10.00 N to +25.00 N	No Comp
Soybeans	8.3225 - 8.3525	No Comp	-10.00 N to -7.00 N	No Comp
SRW	NQ	NQ	NQ	NQ
<a href="#">Cincinnati, Ohio River - GX_GR114</a>				
Corn	3.7075 - 3.7475	+1.25 to -2.75	Opt N to +4.00 N	+1.00 to -3.00
Soybeans	8.2125 - 8.2525	+4.00 to -1.00	-21.00 N to -17.00 N	+5.00 to UNCH
SRW	NQ	NQ	NQ	NQ
<a href="#">Mt. Vernon, Indiana, Ohio River - GX_GR114</a>				
Corn	3.7575 - 3.8375	-0.75 to -1.75	+5.00 N to +13.00 N	-1.00 to -2.00
Soybeans	8.2725 - 8.2825	-2.00 to -31.00	-15.00 N to -14.00 N	-1.00 to -30.00
SRW	NQ	NQ	NQ	NQ
<a href="#">No. Peoria, Illinois River - GX_GR112</a>				
Corn	3.5475 - 3.6075	-1.75 to +0.25	-16.00 N to -10.00 N	-2.00 to UNCH
Soybeans	8.0425 - 8.0925	-1.00 to -2.00	-38.00 N to -33.00 N	UNCH to -1.00

Sorghum Inspected for Export



PROCESSOR	PRICE	CHANGE	BASIS	CHANGE
<b>Central IL</b>				
<a href="#">Corn</a>	3.5075 - 3.7075	+0.25	-20.00 N to Opt N	UNCH
<a href="#">Soybeans</a>	8.0725 - 8.2025	-1.00 to +2.00	-35.00 N to -22.00 N	UNCH to +3.00
Crude SB Oil	26.07 - 26.32	-0.16	-100.00 K to -75.00 K	UNCH
48 SB Meal	293.20 - 297.20	+1.30 to +4.30	-5.00 N to -1.00 N	UNCH to +3.00
Crude Corn Oil - Rail	28.35	+1.85	N/A	N/A

FUTURES	PRICE	CHANGE	PRICE	CHANGE
CME Group				
Corn	K May 19 3.6300	+1.00 N Jul 19 3.7075	+0.25	
Soybeans	K May 19 8.2950	-1.00 N Jul 19 8.4225	-1.00	
Wheat (SRW)	K May 19 4.2800	-5.25 N Jul 19 4.3800	-6.00	
Oats	K May 19 3.0125	+301.25 N Jul 19 2.8400	+2.00	
MGEX	HRS Wheat (DNS)	K May 19 4.9950	-5.75 N Jul 19 5.1500	-5.75
KCBOT	HRW Wheat	K May 19 3.9300	UNCH N Jul 19 4.0150	-3.50

USDA Livestock, Poultry & Grain Market News  
 210 Walnut Street, Room 767  
 Des Moines, Iowa 50309  
 Phone: 515-284-4460  
 Email: [Desm.LPGMN@ams.usda.gov](mailto:Desm.LPGMN@ams.usda.gov)  
[www.ams.usda.gov/LPSMarketNewsPage](http://www.ams.usda.gov/LPSMarketNewsPage)