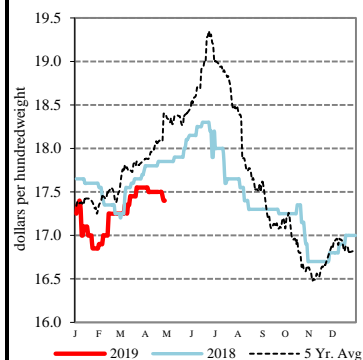


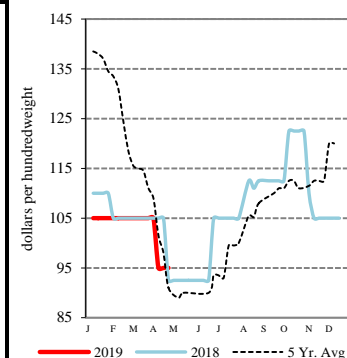
EXPORT	PRICE (\$/bu)	CHANGE (¢/bu)	BASIS (¢)	CHANGE
Atlantic - JO_GR850				
Soybeans	8.2825	-8.50	-15.00 N	UNCH
SRW	NQ	NQ	NQ	NQ
Chicago - GX_GR110				
Corn	3.3050 - 3.4850	+5.00 to +2.00	-40.00 N to -22.00 N	+3.00 to UNCH
Soybeans	7.8525 - 7.9325	-8.50 to -6.50	-58.00 N to -50.00 N	UNCH to +2.00
SRW	4.2700 - 4.4400	+19.00	-17.00 N to Opt N	No Comp
Gulf - JO_GR112				
Corn	4.0800 - 4.1800	+2.00	+46.00 K to +56.00 K	UNCH
Soybeans	8.6650 - 8.7550	-9.00	+36.00 K to +45.00 K	UNCH
SRW	5.1525 - 5.2025	+8.25	+82.00 K to +87.00 K	UNCH
12 HRW	NQ	NQ	NQ	NQ
PNW - JO_GR110				
SWW	5.60 - 5.90	UNCH	+126.75 K to +156.75 K	-8.25
Ord HRW	5.32 - 5.57	No Comp	+139.00 K to +164.00 K	UNCH
Toledo - GX_GR111				
Corn	3.5800 - 3.6050	+2.00	-4.00 K to -10.00 N	UNCH
Soybeans	7.8750 - 7.9825	-9.00 to -8.50	-43.00 K to -45.00 N	UNCH
SRW	4.2325 - 4.2825	+8.25	-10.00 K to -5.00 K	UNCH

All prices are reported in dollars/bushel, except soybean and corn oil is in cents/lb. and soybean meal is in dollars/ton.

Sunflower Seeds - Fargo, ND



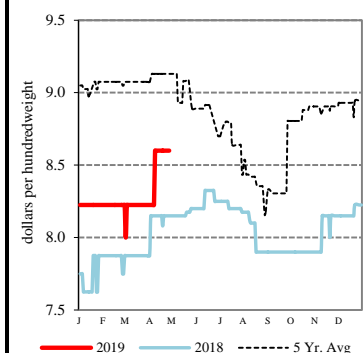
Rice Bran - Arkansas



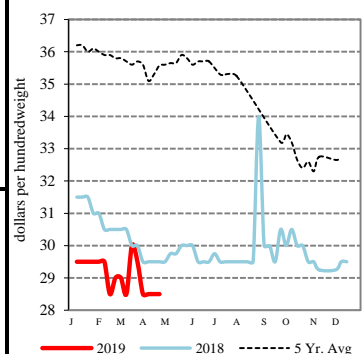
TERMINAL	PRICE (\$/bu)	CHANGE (¢/bu)	BASIS (¢)	CHANGE
Kansas City - SJ_GR112				
Corn	3.61 - 3.80	+2.00	-10.00 N to +9.00 N	UNCH
Soybeans	7.93 - 8.03	-9.00 to -7.00	-50.00 N to -40.00 N	No Comp
Ord HRW	3.95 - 4.32	+5.00	-10.00 N to +27.00 N	UNCH
Minneapolis - MS_GR110				
14 DNS/NS Del Chicag	6.2075	-6.25	+100.00 N	-15.00
Oats	2.8900 - 3.4200	-16.00 to -13.00	+7.00 N to +60.00 N	-3.00 to UNCH
Omaha - WH_GR110				
Corn	3.64 - 3.70	+1.00 to -1.00	-6.50 N to -0.50 N	No Comp
Soybeans	7.73 - 7.83	-7.00 to -9.00	-70.25 N to -60.25 N	No Comp
Portland - JO_GR111				
11.5 HRW	5.53 - 5.78	No Comp	+160.00 K to +185.00 K	UNCH
14 DNS	6.05 - 6.10	+10.00	+100.00 K to +105.00 K	UNCH

RIVER	PRICE (\$/bu)	CHANGE (¢/bu)	BASIS (¢)	CHANGE
So. Iowa, Mississippi River - MS_GR114				
Corn	3.4350 - 3.4850	+1.00 to -5.00	-27.00 N to -22.00 N	-1.00 to -7.00
Soybeans	7.8925 - 7.9825	-11.50 to -7.50	-54.00 N to -45.00 N	-3.00 to +1.00
St. Louis, Mississippi River - JC_GR110				
Corn	3.8300 - 3.8400	+2.00	+12.50 N to +13.50 N	UNCH
Soybeans	8.3400 - 8.3500	-6.00 to -9.00	-9.25 N to -8.25 N	+2.50 to -0.50
SRW	4.6500 - 4.7400	+8.00	+21.00 N to +30.00 N	UNCH
Memphis, Mississippi River - LR_GR110				
Corn	N/A	N/A	N/A	N/A
Soybeans	N/A	N/A	N/A	N/A
SRW	N/A	N/A	N/A	N/A
Cincinnati, Ohio River - GX_GR114				
Corn	3.6950 - 3.7750	+6.00 to +4.00	-1.00 N to +7.00 N	+4.00 to +2.00
Soybeans	8.1725 - 8.2625	-12.50 to -6.50	-26.00 N to -17.00 N	-4.00 to +2.00
SRW	NQ	NQ	NQ	NQ
Mt. Vernon, Indiana, Ohio River - GX_GR114				
Corn	3.7650 - 3.8550	+7.00 to +8.00	+6.00 N to +15.00 N	+5.00 to +6.00
Soybeans	8.2925 - 8.5925	-5.50 to +21.50	-14.00 N to +16.00 N	+3.00 to +30.00
SRW	NQ	NQ	NQ	NQ
No. Peoria, Illinois River - GX_GR112				
Corn	3.5650 - 3.6050	+3.00 to UNCH	-14.00 N to -10.00 N	+1.00 to -2.00
Soybeans	8.0525 - 8.1125	-8.50 to -6.50	-38.00 N to -32.00 N	UNCH to +2.00

Malting Barley - Great Falls, MT



Pinto Beans - Northeast CO



PROCESSOR	PRICE	CHANGE	BASIS	CHANGE
Central IL				
Corn	3.5050 - 3.7050	+2.00	-20.00 N to Opt N	UNCH
Soybeans	8.0825 - 8.1825	-8.50	-35.00 N to -25.00 N	UNCH
Crude SB Oil	26.23 - 26.48	-0.15	-100.00 K to -75.00 K	UNCH
48 SB Meal	291.90 - 292.90	-3.40	-5.00 N to -4.00 N	UNCH
Crude Corn Oil - Rail	26.50	UNCH	N/A	N/A

FUTURES				PRICE	CHANGE			PRICE	CHANGE
CME Group	Corn	K	May 19	3.6200	+2.00	N	Jul 19	3.7050	+2.00
	Soybeans	K	May 19	8.3050	-9.00	N	Jul 19	8.4325	-8.50
	Wheat (SRW)	K	May 19	4.3325	+8.25	N	Jul 19	4.4400	+8.00
	Oats	K	May 19	0.0000	-304.25	N	Jul 19	2.8200	-12.75
MGEX	HRS Wheat (DNS)	K	May 19	5.0525	+10.25	N	Jul 19	5.2075	+8.75
KCBOT	HRW Wheat	K	May 19	3.9300	+63.75	N	Jul 19	4.0500	+5.00

USDA Livestock, Poultry & Grain Market News
 210 Walnut Street, Room 767
 Des Moines, Iowa 50309
 Phone: 515-284-4460
 Email: Desm.LPGMN@ams.usda.gov
www.ams.usda.gov/LPSMarketNewsPage