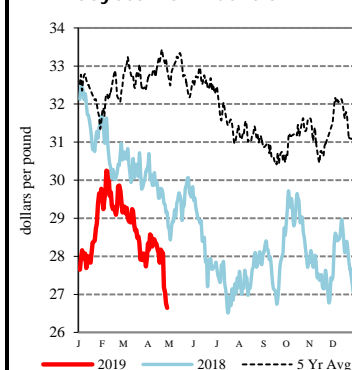


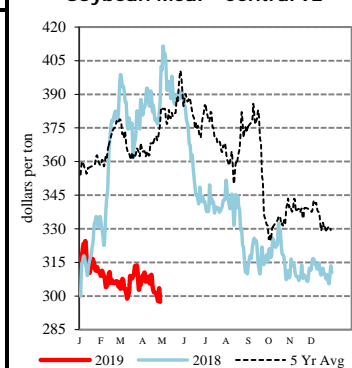
EXPORT	PRICE (\$/bu)	CHANGE (¢/bu)	BASIS (¢)	CHANGE
Atlantic - JO_GR850				
Soybeans	8.3675	-2.25	-15.00 N	UNCH
SRW	NQ	NQ	NQ	NQ
Chicago - GX_GR110				
Corn	3.2550 - 3.4650	+7.25 to +6.25	-43.00 N to -22.00 N	No Comp
Soybeans	7.9375 - 7.9975	-2.50 to -1.50	-58.00 N to -52.00 N	No Comp
SRW	4.0800 - 4.2500	+6.50	-17.00 K to Opt K	UNCH
Gulf - JO_GR112				
Corn	4.0600 - 4.1600	No Comp	+46.00 K to +56.00 K	No Comp
Soybeans	8.7550 - 8.8450	No Comp	+36.00 K to +45.00 K	No Comp
SRW	5.0700 - 5.1200	No Comp	+82.00 K to +87.00 K	No Comp
12 HRW	NQ	NQ	NQ	NQ
PNW - JO_GR110				
SWW	5.60 - 5.90	No Comp	+135.00 K to +165.00 K	No Comp
Ord HRW	4.68 - 4.93	No Comp	+139.00 K to +164.00 K	No Comp
Toledo - GX_GR111				
Corn	3.5600 - 3.5850	+6.75 to +6.00	-4.00 K to -10.00 N	UNCH
Soybeans	7.9650 - 8.0675	-1.75 to -2.25	-43.00 K to -45.00 N	UNCH
SRW	4.1500 - 4.2000	+6.50	-10.00 K to -5.00 K	UNCH

All prices are reported in dollars/bushel, except soybean and corn oil is in cents/lb. and soybean meal is in dollars/ton.

Soybean Oil - Central IL

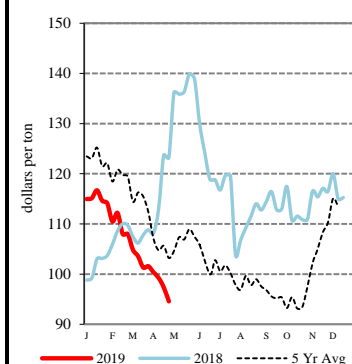


Soybean Meal - Central IL



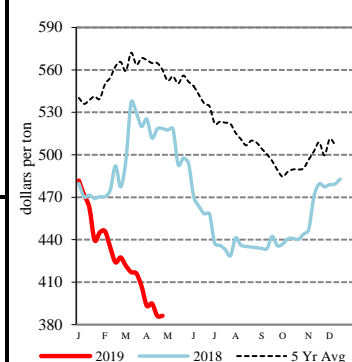
TERMINAL	PRICE (\$/bu)	CHANGE (¢/bu)	BASIS (¢)	CHANGE
Kansas City - SJ_GR112				
Corn	3.59 - 3.78	+10.00 to +7.00	-10.00 N to +9.00 N	No Comp
Soybeans	8.02 - 8.10	+6.00 to -1.00	-50.00 N to -30.00 K	No Comp
Ord HRW	3.90 - 4.27	+14.00 to +6.00	-10.00 N to +27.00 N	No Comp
Minneapolis - MS_GR110				
14 DNS/NS Del Chicag	6.2700	+33.00 to +28.00	+115.00 N	+28.00 to +23.00
Oats	3.0475 - 3.5475	+24.00 to +6.00	+10.00 N to +60.00 N	+17.00 to UNCH
Omaha - WH_GR110				
Corn	3.63 - 3.71	+7.00 to +6.00	+3.00 K to +2.50 N	+0.25 to UNCH
Soybeans	7.80 - 7.92	-1.00 to -2.00	-59.50 K to -59.75 N	+0.75 to +0.25
Portland - JO_GR111				
11.5 HRW	4.89 - 5.14	No Comp	+160.00 K to +185.00 K	No Comp
14 DNS	5.95 - 6.00	No Comp	+100.00 K to +105.00 K	No Comp

Corn Gluten Feed - Central IL



RIVER	PRICE (\$/bu)	CHANGE (¢/bu)	BASIS (¢)	CHANGE
So. Iowa, Mississippi River - MS_GR114				
Corn	3.4250 - 3.5350	+6.00 to +13.25	-26.00 N to -15.00 N	No Comp
Soybeans	8.0075 - 8.0575	-0.50 to -2.25	-51.00 N to -46.00 N	No Comp
St. Louis, Mississippi River - JC_GR110				
Corn	3.8100 - 3.8200	+9.00 to +7.00	+12.50 N to +13.50 N	-6.25 to -8.25
Soybeans	8.4000 - 8.4400	-2.00 to -1.00	-11.75 N to -7.75 N	-12.50 to -11.50
SRW	4.5700 - 4.6600	+2.00 to +7.00	+21.00 N to +30.00 N	-15.50 to -10.50
Memphis, Mississippi River - LR_GR110				
Corn	3.7350 - 3.8150	+15.25 to +8.25	+5.00 N to +13.00 N	No Comp
Soybeans	8.4175 - 8.4475	+10.50 to +3.50	-10.00 N to -7.00 N	No Comp
SRW	NQ	NQ	NQ	NQ
Cincinnati, Ohio River - GX_GR114				
Corn	3.6350 - 3.7350	+4.00 to +11.25	-5.00 N to +5.00 N	-2.00 to No Comp
Soybeans	8.2975 - 8.3275	+0.75 to -0.50	-22.00 N to -19.00 N	+3.00 to No Comp
SRW	NQ	NQ	NQ	NQ
Mt. Vernon, Indiana, Ohio River - GX_GR114				
Corn	3.6950 - 3.7750	+6.25 to +8.25	+1.00 N to +9.00 N	No Comp
Soybeans	8.3475 - 8.3775	+1.75 to +2.50	-17.00 N to -14.00 N	+4.00 to No Comp
SRW	NQ	NQ	NQ	NQ
No. Peoria, Illinois River - GX_GR112				
Corn	3.5350 - 3.6050	+7.25 to +8.25	-15.00 N to -8.00 N	-8.00 to -7.00
Soybeans	8.1375 - 8.1775	+1.50 to -1.50	-38.00 N to -34.00 N	-9.00 to -12.00

Corn Gluten Meal - Central IL



PROCESSOR	PRICE	CHANGE	BASIS	CHANGE
Central IL				
Corn	3.4850 - 3.6850	+6.00	-20.00 N to Opt N	UNCH
Soybeans	8.1675 - 8.2675	+0.50 to -2.50	-35.00 N to -25.00 N	-10.00 to -13.00
Crude SB Oil	26.38 - 26.63	-0.20	-100.00 K to -75.00 K	UNCH
48 SB Meal	295.30 - 296.30	+0.30	-5.00 N to -4.00 N	-4.00
Crude Corn Oil - Rail	26.50	UNCH	N/A	N/A

FUTURES	PRICE	CHANGE	PRICE	CHANGE
CME Group				
Corn	K May 19 3.6000	+6.75 N Jul 19 3.6850	+6.00	
Soybeans	K May 19 8.3950	-1.75 N Jul 19 8.5175	-2.25	
Wheat (SRW)	K May 19 4.2500	+6.50 N Jul 19 4.3600	+7.25	
Oats	K May 19 3.0425	-0.75 N Jul 19 2.9475	+6.50	
MGEX	HRS Wheat (DNS)	K May 19 4.9500	+4.75 N Jul 19 5.1200	+5.00
KCBOT	HRW Wheat	K May 19 3.2925	-57.00 N Jul 19 4.0000	+6.00

USDA Livestock, Poultry & Grain Market News
 210 Walnut Street, Room 767
 Des Moines, Iowa 50309
 Phone: 515-284-4460
 Email: Desm.LPGMN@ams.usda.gov
www.ams.usda.gov/LPSMarketNewsPage