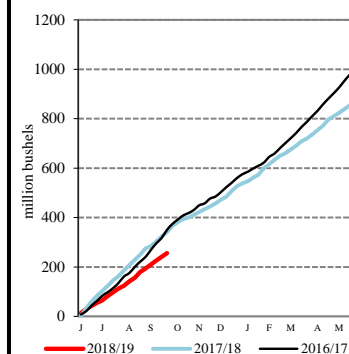


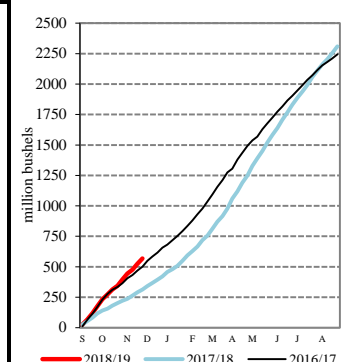
EXPORT	PRICE (\$/bu)	CHANGE (¢/bu)	BASIS (¢)	CHANGE
Atlantic - JO_GR850				
Soybeans	8.5375	-5.50	Opt K	UNCH
SRW	NQ	NQ	NQ	NQ
Chicago - GX_GR110				
Corn	3.1625 - 3.3625	+3.75	-35.00 K to -15.00 K	UNCH
Soybeans	8.0875 - 8.1375	-5.50	-45.00 K to -40.00 K	UNCH
SRW	4.1800 - 4.3500	+0.25	-17.00 K to Opt K	UNCH
Gulf - JO_GR112				
Corn	3.9725 - 4.1025	+3.75	+46.00 K to +59.00 K	UNCH
Soybeans	8.8175 - 8.9075	-5.50 to -6.50	+28.00 K to +37.00 K	UNCH to -1.00
SRW	5.2000 - 5.3000	+0.25	+85.00 K to +95.00 K	UNCH
12 HRW	5.1175 - 5.2975	-4.50	+112.00 K to +130.00 K	UNCH
PNW - JO_GR110				
SWW	5.80 - 5.90	UNCH	+145.00 K to +155.00 K	-0.25
Ord HRW	5.49 - 5.74	-4.00	+149.00 K to +174.00 K	UNCH
Toledo - GX_GR111				
Corn	3.4725	+5.75 to +3.75	-4.00 K	+2.00 to UNCH
Soybeans	8.1075 - 8.1575	-5.50	-43.00 K to -38.00 K	UNCH
SRW	4.2500 - 4.3000	+0.25	-10.00 K to -5.00 K	UNCH

All prices are reported in dollars/bushel, except soybean and corn oil is in cents/lb. and soybean meal is in dollars/ton.

Wheat Inspected for Export

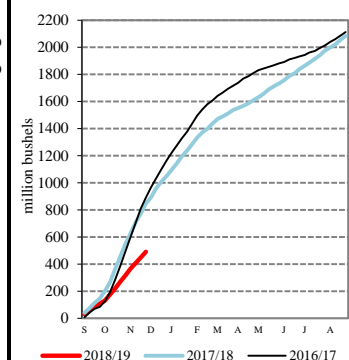


Corn Inspected for Export



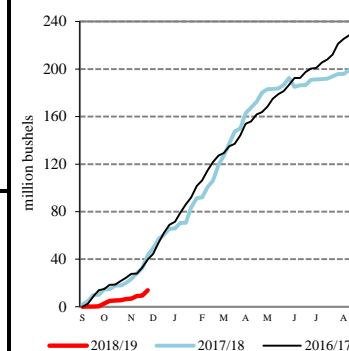
TERMINAL	PRICE (\$/bu)	CHANGE (¢/bu)	BASIS (¢)	CHANGE
Kansas City - SJ_GR112				
Corn	3.47 - 3.69	+3.00	-4.00 K to +18.00 K	UNCH
Soybeans	8.09 - 8.24	UNCH to -5.00	-45.00 K to -30.00 K	+5.00 to UNCH
Ord HRW	3.90 - 4.35	-4.00	-10.00 K to +35.00 K	UNCH
Minneapolis - MS_GR110				
14 DNS/NS Del Chicag	5.9875 - 6.0375	-2.00	+87.00 N to +92.00 N	UNCH
Oats	2.9675 - 3.6875	-9.00 to +8.00	-12.00 K to +60.00 K	-17.00 to UNCH
Omaha - WH_GR110				
Corn	3.54 - 3.60	+4.00 to +3.00	+2.75 K to +8.75 K	+0.25 to -0.75
Soybeans	7.94	-5.00	-59.75 K	+0.50
Portland - JO_GR111				
11.5 HRW	5.70 - 5.95	-4.00	+170.00 K to +195.00 K	UNCH
14 DNS	6.03 - 6.13	-7.00	+105.00 K to +115.00 K	UNCH

Soybeans Inspected for Export



RIVER	PRICE (\$/bu)	CHANGE (¢/bu)	BASIS (¢)	CHANGE
So. Iowa, Mississippi River - MS_GR114				
Corn	3.3525 - 3.3625	+4.75 to +3.75	-26.00 N to -15.00 K	No Comp
Soybeans	8.1375 - 8.2100	-1.50 to -1.25	-40.00 K to -46.00 N	No Comp
St. Louis, Mississippi River - JC_GR110				
Corn	3.6900 - 3.7000	+3.00 to +4.00	+17.75 K to +18.75 K	-0.75 to +0.25
Soybeans	8.4900 - 8.5200	-6.00 to -5.00	-4.75 K to -1.75 K	-0.50 to +0.50
SRW	4.6700 - 4.7300	+1.00	+32.00 K to +38.00 K	+0.75
Memphis, Mississippi River - LR_GR110				
Corn	3.6725 - 3.7125	+3.75	+16.00 K to +20.00 K	UNCH
Soybeans	8.4375 - 8.4575	-5.50	-10.00 K to -8.00 K	UNCH
SRW	NQ	NQ	NQ	NQ
Cincinnati, Ohio River - GX_GR114				
Corn	3.5525 - 3.5925	+4.75 to +3.75	+4.00 K to +8.00 K	+1.00 to UNCH
Soybeans	8.3975 - 8.4175	-4.50 to -6.50	-14.00 K to -12.00 K	+1.00 to -1.00
SRW	NQ	NQ	NQ	NQ
Mt. Vernon, Indiana, Ohio River - GX_GR114				
Corn	3.6025 - 3.6125	+2.75 to +3.75	+9.00 K to +10.00 K	-1.00 to UNCH
Soybeans	8.3575 - 8.4375	-5.50	-18.00 K to -10.00 K	UNCH
SRW	NQ	NQ	NQ	NQ
No. Peoria, Illinois River - GX_GR112				
Corn	3.4325 - 3.4725	+3.75	-8.00 K to -4.00 K	UNCH
Soybeans	8.2375 - 8.2775	-4.50	-30.00 K to -26.00 K	+1.00

Sorghum Inspected for Export



PROCESSOR	PRICE	CHANGE	BASIS	CHANGE
Central IL				
Corn	3.3625 - 3.5925	+3.75	-15.00 K to +8.00 K	UNCH
Soybeans	8.2875 - 8.3575	-5.50	-25.00 K to -18.00 K	UNCH
Crude SB Oil	26.52 - 26.77	-0.12	-100.00 K to -75.00 K	UNCH
48 SB Meal	294.90 - 299.90	-6.10	-5.00 K to Opt K	UNCH
Crude Corn Oil - Rail	26.50	-1.40	N/A	N/A

FUTURES				PRICE	CHANGE			PRICE	CHANGE
CME Group	Corn	K	May 19	3.5125	+3.75	N	Jul 19	3.6125	+4.00
	Soybeans	K	May 19	8.5375	-5.50	N	Jul 19	8.6700	-5.75
	Wheat (SRW)	K	May 19	4.3500	+0.25	N	Jul 19	4.4250	+1.00
	Oats	K	May 19	3.0875	+7.75	N	Jul 19	2.9475	+6.25
MGEX	HRS Wheat (DNS)	K	May 19	4.9800	-7.00	N	Jul 19	5.1175	-2.00
KCBOT	HRW Wheat	K	May 19	3.9975	-4.50	N	Jul 19	4.0750	-4.00

USDA Livestock, Poultry & Grain Market News
 210 Walnut Street, Room 767
 Des Moines, Iowa 50309
 Phone: 515-284-4460
 Email: Desm.LPGMN@ams.usda.gov
www.ams.usda.gov/LPSMarketNewsPage