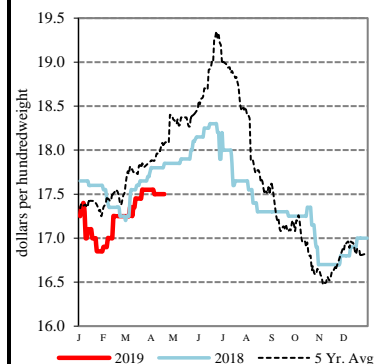


| EXPORT | PRICE (\$/bu) | CHANGE (¢/bu) | BASIS (¢) | | CHANGE |
|-------------------------------------|-----------------|-----------------|--------------|-----------|---------------|
| Atlantic - JO_GR850 | | | | | |
| Soybeans | 8.5925 | +4.00 | | Opt K | UNCH |
| SRW | NQ | NQ | | NQ | NQ |
| Chicago - GX_GR110 | | | | | |
| Corn | 3.1250 - 3.3250 | +0.75 | -35.00 K to | -15.00 K | UNCH |
| Soybeans | 8.1425 - 8.1925 | +4.00 | -45.00 K to | -40.00 K | UNCH |
| SRW | 4.1775 - 4.3475 | +2.50 | -17.00 K to | Opt K | UNCH |
| Gulf - JO_GR112 | | | | | |
| Corn | 3.9350 - 4.0650 | +0.75 | +46.00 K to | +59.00 K | UNCH |
| Soybeans | 8.8725 - 8.9725 | +4.00 to +10.00 | +28.00 K to | +38.00 K | UNCH to +6.00 |
| SRW | 5.1975 - 5.2975 | +2.50 to +10.50 | +85.00 K to | +95.00 K | UNCH to +8.00 |
| 12 HRW | 5.1625 - 5.3425 | -0.25 | +112.00 K to | +130.00 K | UNCH |
| PNW - JO_GR110 | | | | | |
| SWW | 5.80 - 5.90 | UNCH | +145.25 K to | +155.25 K | -2.50 |
| Ord HRW | 5.53 - 5.78 | -1.00 | +149.00 K to | +174.00 K | UNCH |
| Toledo - GX_GR111 | | | | | |
| Corn | 3.4150 - 3.4350 | +0.75 | -6.00 K to | -4.00 K | UNCH |
| Soybeans | 8.1625 - 8.2125 | +4.00 | -43.00 K to | -38.00 K | UNCH |
| SRW | 4.2475 - 4.2975 | +2.50 | -10.00 K to | -5.00 K | UNCH |

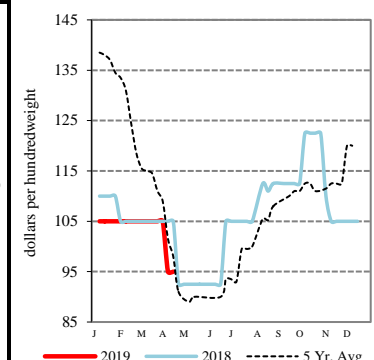
All prices are reported in dollars/bushel, except soybean and corn oil is in cents/lb. and soybean meal is in dollars/ton.

Sunflower Seeds - Fargo, ND



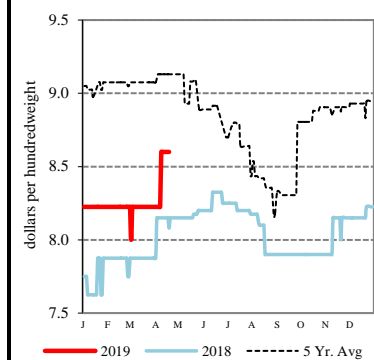
| TERMINAL | PRICE (\$/bu) | CHANGE (¢/bu) | BASIS (¢) | | CHANGE |
|--|-----------------|------------------|--------------|-----------|---------------|
| Kansas City - SJ_GR112 | | | | | |
| Corn | 3.44 - 3.66 | +1.00 | -4.00 K to | +18.00 K | UNCH |
| Soybeans | 8.09 - 8.29 | +4.00 | -50.00 K to | -30.00 K | UNCH |
| Ord HRW | 3.94 - 4.39 | -1.00 | -10.00 K to | +35.00 K | UNCH |
| Minneapolis - MS_GR110 | | | | | |
| 14 DNS/NS Del Chicago | 6.0075 - 6.0575 | +12.50 to -12.50 | +87.00 N to | +92.00 N | No Comp |
| Oats | 3.0600 - 3.6100 | +0.00 to +3.00 | +5.00 K to | +60.00 K | -3.00 to UNCH |
| Omaha - WH_GR110 | | | | | |
| Corn | 3.50 - 3.57 | +1.00 | +2.50 K to | +9.50 K | +0.25 |
| Soybeans | 7.99 | +4.00 | | -60.25 K | UNCH |
| Portland - JO_GR111 | | | | | |
| 11.5 HRW | 5.74 - 5.99 | -1.00 | +170.00 K to | +195.00 K | UNCH |
| 14 DNS | 6.10 - 6.20 | +2.00 | +105.00 K to | +115.00 K | UNCH |

Rice Bran - Arkansas



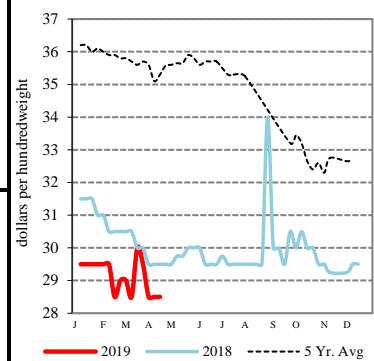
| RIVER | PRICE (\$/bu) | CHANGE (¢/bu) | BASIS (¢) | | CHANGE | |
|--|-----------------|-----------------|-------------|----------|----------|-------|
| So. Iowa, Mississippi River - MS_GR114 | | | | | | |
| Corn | 3.3050 - 3.3250 | +0.75 to +1.75 | -17.00 K to | -15.00 K | UNCH to | +1.00 |
| Soybeans | 8.1525 - 8.2225 | +4.00 to +10.00 | -44.00 K to | -37.00 K | UNCH to | +6.00 |
| St. Louis, Mississippi River - JC_GR110 | | | | | | |
| Corn | 3.6600 | +1.00 to -1.00 | | +18.50 K | +0.25 to | -1.75 |
| Soybeans | 8.5500 - 8.5700 | +9.00 to +6.00 | -4.25 K to | -2.25 K | +5.00 to | +2.00 |
| SRW | 4.6600 - 4.7200 | +2.00 to +3.00 | +31.25 K to | +37.25 K | -0.50 to | +0.50 |
| Memphis, Mississippi River - LR_GR110 | | | | | | |
| Corn | 3.6350 - 3.6750 | +2.75 to +0.75 | +16.00 K to | +20.00 K | +2.00 to | UNCH |
| Soybeans | 8.4925 - 8.5125 | +8.00 to +6.00 | -10.00 K to | -8.00 K | +4.00 to | +2.00 |
| SRW | NQ | NQ | | NQ | | NQ |
| Cincinnati, Ohio River - GX_GR114 | | | | | | |
| Corn | 3.5050 - 3.5550 | -1.25 to -0.25 | +3.00 K to | +8.00 K | -2.00 to | -1.00 |
| Soybeans | 8.4425 - 8.4825 | +10.00 to +6.00 | -15.00 K to | -11.00 K | +6.00 to | +2.00 |
| SRW | NQ | NQ | | NQ | | NQ |
| Mt. Vernon, Indiana, Ohio River - GX_GR114 | | | | | | |
| Corn | 3.5750 | +2.75 to +0.75 | | +10.00 K | +2.00 to | UNCH |
| Soybeans | 8.4125 - 8.4925 | +4.00 to +8.00 | -18.00 K to | -10.00 K | UNCH to | +4.00 |
| SRW | NQ | NQ | | NQ | | NQ |
| No. Peoria, Illinois River - GX_GR112 | | | | | | |
| Corn | 3.3950 - 3.4350 | -0.25 to +0.75 | -8.00 K to | -4.00 K | -1.00 to | UNCH |
| Soybeans | 8.2825 - 8.3225 | +5.00 | -31.00 K to | -27.00 K | | +1.00 |

Malting Barley - Great Falls, MT



| PROCESSOR | PRICE | CHANGE | BASIS | | CHANGE |
|--------------------------|-----------------|----------------|--------------|----------|----------------|
| Central IL | | | | | |
| Corn | 3.3250 - 3.5550 | +0.75 to +3.75 | -15.00 K to | +8.00 K | UNCH to +3.00 |
| Soybeans | 8.3425 - 8.4125 | +8.00 to +6.00 | -25.00 K to | -18.00 K | +4.00 to +2.00 |
| Crude SB Oil | 26.64 - 26.89 | -0.28 | -100.00 K to | -75.00 K | UNCH |
| 48 SB Meal | 301.00 - 306.00 | +5.60 | -5.00 K to | Opt K | UNCH |
| Crude Corn Oil - Rail | 27.90 | UNCH | N/A | | N/A |

Pinto Beans - Northeast CO



| FUTURES | | | PRICE | CHANGE | PRICE | CHANGE |
|-----------|-----------------|----------|--------|----------------|--------|--------|
| CME Group | Corn | K May 19 | 3.4750 | +0.75 N Jul 19 | 3.5725 | +1.25 |
| | Soybeans | K May 19 | 8.5925 | +4.00 N Jul 19 | 8.7275 | +4.00 |
| | Wheat (SRW) | K May 19 | 4.3475 | +2.50 N Jul 19 | 4.4150 | +3.00 |
| | Oats | K May 19 | 3.0100 | +3.50 N Jul 19 | 2.8850 | +4.50 |
| MGEX | HRS Wheat (DNS) | K May 19 | 5.0500 | +1.75 N Jul 19 | 5.1375 | +2.00 |
| KCBOT | HRW Wheat | K May 19 | 4.0425 | -0.25 N Jul 19 | 4.1150 | UNCH |

USDA Livestock, Poultry & Grain Market News
210 Walnut Street, Room 767
Des Moines, Iowa 50309
Phone: 515-284-4460
Email: Desm.LPGMN@ams.usda.gov
www.ams.usda.gov/LPSMarketNewsPage