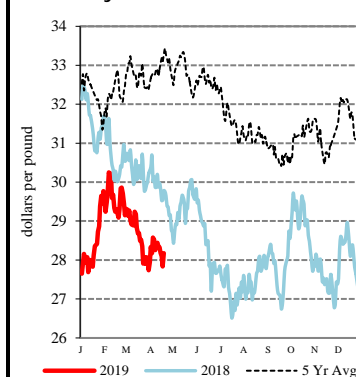


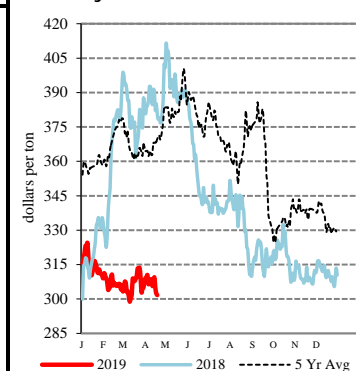
EXPORT	PRICE (\$/bu)	CHANGE (¢/bu)	BASIS (¢)	CHANGE
<a href="#">Atlantic - JO_GR850</a>				
Soybeans	8.5525	-6.75	Opt K	UNCH
SRW	NQ	NQ	NQ	NQ
<a href="#">Chicago - GX_GR110</a>				
Corn	3.1175 - 3.3175	-4.50	-35.00 K to -15.00 K	UNCH
Soybeans	8.1025 - 8.1525	-6.75	-45.00 K to -40.00 K	UNCH
SRW	4.1525 - 4.3225	-6.50	-17.00 K to Opt K	UNCH
<a href="#">Gulf - JO_GR112</a>				
Corn	3.9275 - 4.0575	-4.50	+46.00 K to +59.00 K	UNCH
Soybeans	8.8325 - 8.8725	-5.75 to -2.75	+28.00 K to +32.00 K	+1.00 to +4.00
SRW	5.1725 - 5.1925	-5.50 to -6.50	+85.00 K to +87.00 K	+1.00 to UNCH
12 HRW	5.1650 - 5.3450	-10.00	+112.00 K to +130.00 K	UNCH
<a href="#">PNW - JO_GR110</a>				
SWW	5.80 - 5.90	UNCH	+147.75 K to +157.75 K	+6.50
Ord HRW	5.54 - 5.79	-10.00	+149.00 K to +174.00 K	UNCH
<a href="#">Toledo - GX_GR111</a>				
Corn	3.4075 - 3.4275	-4.50	-6.00 K to -4.00 K	UNCH
Soybeans	8.1225 - 8.1725	-6.75	-43.00 K to -38.00 K	UNCH
SRW	4.2225 - 4.2725	-6.50	-10.00 K to -5.00 K	UNCH

All prices are reported in dollars/bushel, except soybean and corn oil is in cents/lb. and soybean meal is in dollars/ton.

Soybean Oil - Central IL

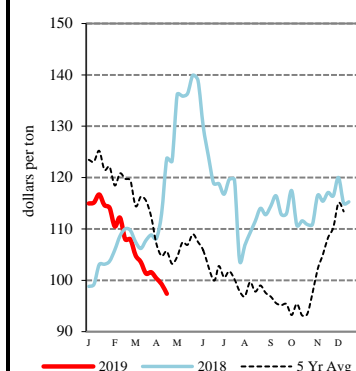


Soybean Meal - Central IL



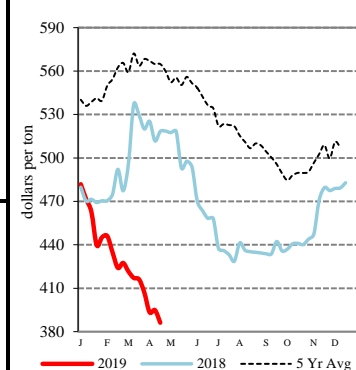
TERMINAL	PRICE (\$/bu)	CHANGE (¢/bu)	BASIS (¢)	CHANGE
<a href="#">Kansas City - SJ_GR112</a>				
Corn	3.43 - 3.65	-4.00 to UNCH	-4.00 K to +18.00 K	UNCH to +4.00
Soybeans	8.05 - 8.25	-2.00 to -7.00	-50.00 K to -30.00 K	+5.00 to UNCH
Ord HRW	3.95 - 4.40	-10.00	-10.00 K to +35.00 K	UNCH
<a href="#">Minneapolis - MS_GR110</a>				
14 DNS/NS Del Chicago	5.8825 - 6.1825	-8.00 to +7.00	+85.00 K to +115.00 K	UNCH to +15.00
Oats	3.0550 - 3.5750	-1.00 to +3.00	+8.00 K to +60.00 K	-4.00 to UNCH
<a href="#">Omaha - WH_GR110</a>				
Corn	3.49 - 3.56	UNCH to -4.00	+2.25 K to +9.25 K	+4.50 to +0.50
Soybeans	7.95	-7.00	-60.25 K	-0.25
<a href="#">Portland - JO_GR111</a>				
11.5 HRW	5.75 - 6.00	-10.00	+170.00 K to +195.00 K	UNCH
14 DNS	6.08 - 6.18	-8.00	+105.00 K to +115.00 K	UNCH

Corn Gluten Feed - Central IL



RIVER	PRICE (\$/bu)	CHANGE (¢/bu)	BASIS (¢)	CHANGE
<a href="#">So. Iowa, Mississippi River - MS_GR114</a>				
Corn	3.2975 - 3.3075	-3.50 to -4.50	-17.00 K to -16.00 K	+1.00 to UNCH
Soybeans	8.1125 - 8.1225	+4.25 to -6.75	-44.00 K to -43.00 K	+11.00 to UNCH
<a href="#">St. Louis, Mississippi River - JC_GR110</a>				
Corn	3.6500 - 3.6700	-2.00 to -3.00	+18.25 K to +20.25 K	+2.50 to +1.50
Soybeans	8.4600 - 8.5100	-3.00 to -2.00	-9.25 K to -4.25 K	+3.75 to +4.75
SRW	4.6400 - 4.6900	-6.00 to -7.00	+31.75 K to +36.75 K	+0.50 to -0.50
<a href="#">Memphis, Mississippi River - LR_GR110</a>				
Corn	3.6075 - 3.6675	-4.50 to -2.50	+14.00 K to +20.00 K	UNCH to +2.00
Soybeans	8.4125 - 8.4525	-6.75	-14.00 K to -10.00 K	UNCH
SRW	NQ	NQ	NQ	NQ
<a href="#">Cincinnati, Ohio River - GX_GR114</a>				
Corn	3.5175 - 3.5575	-4.50	+5.00 K to +9.00 K	UNCH
Soybeans	8.3425 - 8.4225	-6.75 to -1.75	-21.00 K to -13.00 K	UNCH to +5.00
SRW	NQ	NQ	NQ	NQ
<a href="#">Mt. Vernon, Indiana, Ohio River - GX_GR114</a>				
Corn	3.5475 - 3.5675	-4.50	+8.00 K to +10.00 K	UNCH
Soybeans	8.3725 - 8.4125	-4.75 to -6.75	-18.00 K to -14.00 K	+2.00 to UNCH
SRW	NQ	NQ	NQ	NQ
<a href="#">No. Peoria, Illinois River - GX_GR112</a>				
Corn	3.3975 - 3.4275	-3.50 to -5.50	-7.00 K to -4.00 K	+1.00 to -1.00
Soybeans	8.2325 - 8.2725	+0.25 to -5.75	-32.00 K to -28.00 K	+7.00 to +1.00

Corn Gluten Meal - Central IL



PROCESSOR	PRICE	CHANGE	BASIS	CHANGE
<b>Central IL</b>				
<a href="#">Corn</a>	3.3175 - 3.5175	-4.50	-15.00 K to +5.00 K	UNCH
<a href="#">Soybeans</a>	8.2625 - 8.3525	-0.75 to -6.75	-29.00 K to -20.00 K	+6.00 to UNCH
Crude SB Oil	26.92 - 27.17	-0.14	-100.00 K to -75.00 K	UNCH
48 SB Meal	295.40 - 300.40	-0.60 to -2.60	-5.00 K to Opt K	UNCH to -2.00
Crude Corn Oil - Rail	27.90	UNCH	N/A	N/A

FUTURES				PRICE	CHANGE			PRICE	CHANGE
CME Group	Corn	K	May 19	3.4675	-4.50	N	Jul 19	3.5600	-4.25
	Soybeans	K	May 19	8.5525	-6.75	N	Jul 19	8.6875	-6.75
	Wheat (SRW)	K	May 19	4.3225	-6.50	N	Jul 19	4.3850	-6.50
	Oats	K	May 19	2.9750	+3.00	N	Jul 19	2.8400	+1.25
MGEX	HRS Wheat (DNS)	K	May 19	5.0325	-8.00	N	Jul 19	5.1175	-7.75
KCBOT	HRW Wheat	K	May 19	4.0450	-10.00	N	Jul 19	4.1150	-9.50

USDA Livestock, Poultry & Grain Market News  
 210 Walnut Street, Room 767  
 Des Moines, Iowa 50309  
 Phone: 515-284-4460  
 Email: Desm.LPGMN@ams.usda.gov  
[www.ams.usda.gov/LPSMarketNewsPage](http://www.ams.usda.gov/LPSMarketNewsPage)