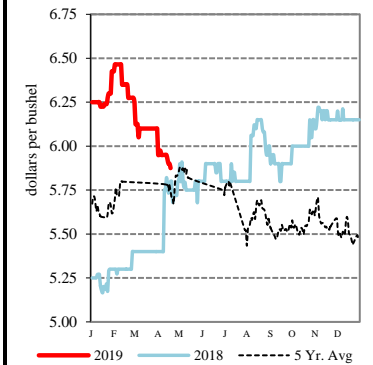


EXPORT	PRICE (\$/bu)	CHANGE (¢/bu)	BASIS (¢)	CHANGE
Atlantic - JO_GR850				
Soybeans	8.7700	-3.50	Opt K	UNCH
SRW	NQ	NQ	NQ	NQ
Chicago - GX_GR110				
Corn	3.1975 - 3.3775	-3.75	-35.00 K to -17.00 K	UNCH
Soybeans	8.3200 - 8.3700	-3.50	-45.00 K to -40.00 K	UNCH
SRW	4.1875 - 4.3575	-8.50	-17.00 K to Opt K	UNCH
Gulf - JO_GR112				
Corn	4.0075 - 4.1375	-3.75	+46.00 K to +59.00 K	UNCH
Soybeans	9.0500 - 9.0700	-3.50 to -2.50	+28.00 K to +30.00 K	UNCH to +1.00
SRW	5.1975 - 5.2275	-8.50	+84.00 K to +87.00 K	UNCH
12 HRW	5.2375 - 5.4175	-8.25	+112.00 K to +130.00 K	UNCH
PNW - JO_GR110				
SWW	5.80 - 5.90	-5.00 to UNCH	+144.25 K to +154.25 K	+3.50 to +8.50
Ord HRW	5.61 - 5.86	-8.00	+149.00 K to +174.00 K	UNCH
Toledo - GX_GR111				
Corn	3.4875	-3.75	-6.00 K	UNCH
Soybeans	8.3400 - 8.3900	-3.50	-43.00 K to -38.00 K	UNCH
SRW	4.2575 - 4.3075	-8.50	-10.00 K to -5.00 K	UNCH

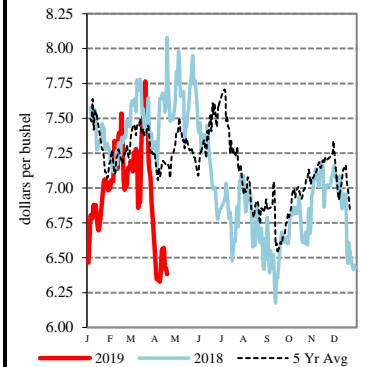
All prices are reported in dollars/bushel, except soybean and corn oil is in cents/lb. and soybean meal is in dollars/ton.

SWW - Portland, OR



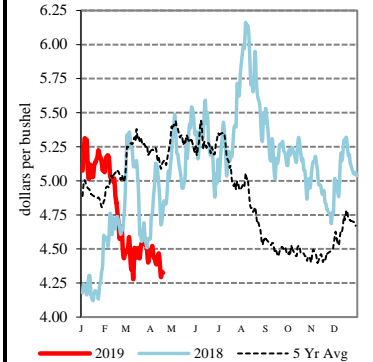
TERMINAL	PRICE (\$/bu)	CHANGE (¢/bu)	BASIS (¢)	CHANGE
Kansas City - SJ_GR112				
Corn	3.51 - 3.69	-3.00 to -4.00	-4.00 K to +14.00 K	+1.00 to UNCH
Soybeans	8.22 - 8.47	-4.00	-55.00 K to -30.00 K	UNCH
Ord HRW	4.02 - 4.47	-8.00	-10.00 K to +35.00 K	UNCH
Minneapolis - MS_GR110				
14 DNS/NS Del Chicago	6.1925	-19.00	+110.00 K	-5.00
Oats	3.0500 - 3.5300	+13.00 to +1.00	+12.00 K to +60.00 K	+12.00 to UNCH
Omaha - WH_GR110				
Corn	3.53 - 3.60	-2.00 to -1.00	-1.75 K to +5.25 K	+1.75 to +2.75
Soybeans	8.17	-4.00	-60.00 K	-0.50
Portland - JO_GR111				
11.5 HRW	5.82 - 6.07	-8.00	+170.00 K to +195.00 K	UNCH
14 DNS	6.14 - 6.24	-14.00	+105.00 K to +115.00 K	UNCH

14% DNS - Minneapolis, MN

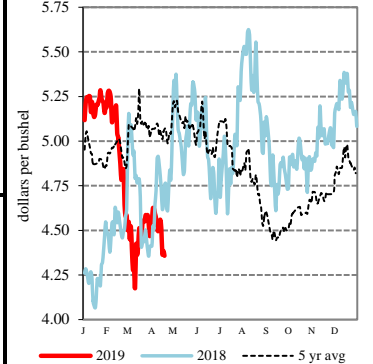


RIVER	PRICE (\$/bu)	CHANGE (¢/bu)	BASIS (¢)	CHANGE
So. Iowa, Mississippi River - MS_GR114				
Corn	3.3675 - 3.3875	-1.75 to -3.75	-18.00 K to -16.00 K	+2.00 to UNCH
Soybeans	8.2200 - 8.3400	+1.50 to -0.50	-55.00 K to -43.00 K	+5.00 to +3.00
St. Louis, Mississippi River - JC_GR110				
Corn	3.7000 - 3.7200	-5.00 to -4.00	+15.25 K to +17.25 K	-1.25 to -0.25
Soybeans	8.6100 - 8.6600	-3.00	-16.00 K to -11.00 K	+0.50
SRW	4.6700 - 4.7300	-9.00 to -8.00	+31.25 K to +37.25 K	-0.50 to +0.50
Memphis, Mississippi River - LR_GR110				
Corn	3.6875 - 3.7275	No Comp	+14.00 K to +18.00 K	No Comp
Soybeans	8.6300 - 8.6700	No Comp	-14.00 K to -10.00 K	No Comp
SRW	NQ	NQ	NQ	NQ
Cincinnati, Ohio River - GX_GR114				
Corn	3.5775 - 3.5975	No Comp to -2.75	+3.00 K to +5.00 K	No Comp to +1.00
Soybeans	8.5000 - 8.5500	No Comp	-27.00 K to -22.00 K	No Comp
SRW	NQ	NQ	NQ	NQ
Mt. Vernon, Indiana, Ohio River - GX_GR114				
Corn	3.6275 - 3.6475	No Comp to -3.75	+8.00 K to +10.00 K	No Comp to UNCH
Soybeans	8.5500 - 8.6000	No Comp to -3.50	-22.00 K to -17.00 K	No Comp to UNCH
SRW	NQ	NQ	NQ	NQ to UNCH
No. Peoria, Illinois River - GX_GR112				
Corn	3.4475 - 3.5075	-3.75 to -2.75	-10.00 K to -4.00 K	UNCH to +1.00
Soybeans	8.3400 - 8.4300	-3.50 to -1.50	-43.00 K to -34.00 K	UNCH to +2.00

Ordinary HRW - Kansas City, KS



SRW - Chicago, IL



PROCESSOR	PRICE	CHANGE	BASIS	CHANGE
Central IL				
Corn	3.3975 - 3.5975	-3.75	-15.00 K to +5.00 K	UNCH
Soybeans	8.4200 - 8.5700	-3.50	-35.00 K to -20.00 K	UNCH
Crude SB Oil	27.95 - 28.20	-0.10	-75.00 K to -50.00 K	UNCH
48 SB Meal	297.50 - 304.50	-0.70	-5.00 K to +2.00 K	UNCH
Crude Corn Oil - Rail	27.90	UNCH	N/A	N/A

FUTURES		PRICE	CHANGE		PRICE	CHANGE
CME Group	Corn	K May 19	3.5475	-3.75	N Jul 19	3.6350 -3.75
	Soybeans	K May 19	8.7700	-3.50	N Jul 19	8.9075 -3.50
	Wheat (SRW)	K May 19	4.3575	-8.50	N Jul 19	4.4175 -6.50
	Oats	K May 19	2.9300	+1.00	N Jul 19	2.8050 +2.25
MGEX	HRS Wheat (DNS)	K May 19	5.0925	-14.00	N Jul 19	5.1800 -11.50
KCBOT	HRW Wheat	K May 19	4.1175	-8.25	N Jul 19	4.1825 -7.50

USDA Livestock, Poultry & Grain Market News
 210 Walnut Street, Room 767
 Des Moines, Iowa 50309
 Phone: 515-284-4460
 Email: Desm.LPGMN@ams.usda.gov
www.ams.usda.gov/LPSMarketNewsPage