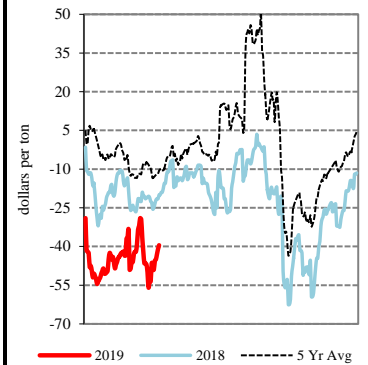


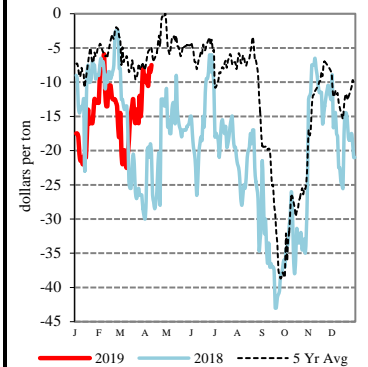
EXPORT	PRICE (\$/bu)	CHANGE (¢/bu)	BASIS (¢)	CHANGE
Atlantic - JO_GR850				
Soybeans	8.8800	-10.75	Opt K	UNCH
SRW	NQ	NQ	NQ	NQ
Chicago - GX_GR110				
Corn	3.2400 - 3.4200	-3.75	-35.00 K to -17.00 K	UNCH
Soybeans	8.4300 - 8.4800	-10.75	-45.00 K to -40.00 K	UNCH
SRW	4.2800 - 4.4500	-14.50	-17.00 K to Opt K	UNCH
Gulf - JO_GR112				
Corn	4.0500 - 4.1800	-3.75	+46.00 K to +59.00 K	UNCH
Soybeans	9.0500 - 9.1600	-10.75	+17.00 K to +28.00 K	UNCH
SRW	5.2800 - 5.3200	-14.50	+83.00 K to +87.00 K	UNCH
12 HRW	5.2900 - 5.4700	-10.25	+112.00 K to +130.00 K	UNCH
PNW - JO_GR110				
SWW	5.90	UNCH to -5.00	+145.00 K	+14.50 to +9.50
Ord HRW	5.66 - 5.91	-10.00	+149.00 K to +174.00 K	UNCH
Toledo - GX_GR111				
Corn	3.5300	-3.75	-6.00 K	UNCH
Soybeans	8.4500 - 8.5000	-10.75	-43.00 K to -38.00 K	UNCH
SRW	4.3500 - 4.4000	-14.50	-10.00 K to -5.00 K	UNCH

All prices are reported in dollars/bushel, except soybean and corn oil is in cents/lb. and soybean meal is in dollars/ton.

IL River So. of Peoria Bean Basis



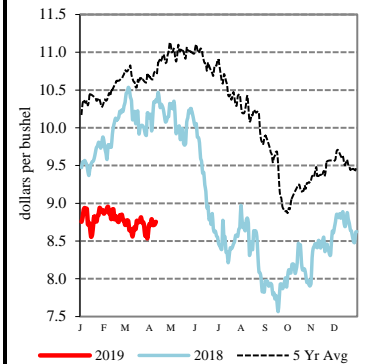
IL River So. of Peoria Corn Basis



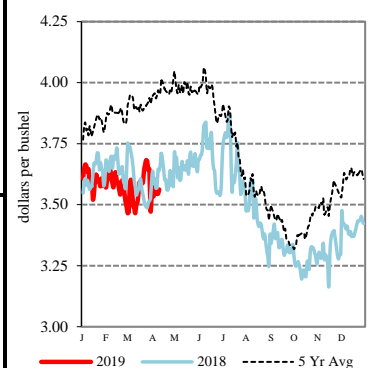
TERMINAL	PRICE (\$/bu)	CHANGE (¢/bu)	BASIS (¢)	CHANGE
Kansas City - SJ_GR112				
Corn	3.54 - 3.69	-4.00	-5.00 K to +10.00 K	UNCH
Soybeans	8.33 - 8.58	-11.00	-55.00 K to -30.00 K	UNCH
Ord HRW	4.07 - 4.52	-10.00	-10.00 K to +35.00 K	UNCH
Minneapolis - MS_GR110				
14 DNS/NS Del Chicago	6.4225	-9.50 to -14.50	+115.00 K	-5.00 to -10.00
Oats	2.9575 - 3.5475	-5.00 to +5.00	+1.00 K to +60.00 K	-10.00 to UNCH
Omaha - WH_GR110				
Corn	3.55 - 3.59	-3.00 to -2.00	-4.00 K to Opt K	+0.75 to +1.75
Soybeans	8.28	-11.00	-60.00 K	-0.25
Portland - JO_GR111				
11.5 HRW	5.87 - 6.12	-10.00	+170.00 K to +195.00 K	UNCH
14 DNS	6.32 - 6.42	-5.00	+105.00 K to +115.00 K	UNCH

RIVER	PRICE (\$/bu)	CHANGE (¢/bu)	BASIS (¢)	CHANGE
So. Iowa, Mississippi River - MS_GR114				
Corn	3.3900 - 3.4200	-3.75 to -4.75	-20.00 K to -17.00 K	UNCH to -1.00
Soybeans	8.2800 - 8.4300	-21.75 to -9.75	-60.00 K to -45.00 K	-11.00 to +1.00
St. Louis, Mississippi River - JC_GR110				
Corn	3.7200 - 3.7400	-2.00 to UNCH	+13.00 K to +15.00 K	+1.75 to +3.75
Soybeans	8.6900 - 8.7300	-11.00 to -9.00	-19.00 K to -15.00 K	-0.25 to +1.75
SRW	4.7700 - 4.8200	-15.00	+32.00 K to +37.00 K	-0.50
Memphis, Mississippi River - LR_GR110				
Corn	3.7100 - 3.7400	-1.75 to -0.75	+12.00 K to +15.00 K	+2.00 to +3.00
Soybeans	8.7000 - 8.7800	-10.75	-18.00 K to -10.00 K	UNCH
SRW	NQ	NQ	NQ	NQ
Cincinnati, Ohio River - GX_GR114				
Corn	3.5800 - 3.6000	+1.25 to -2.75	-1.00 K to +1.00 K	+5.00 to +1.00
Soybeans	8.5500 - 8.6100	-9.75 to -6.75	-33.00 K to -27.00 K	+1.00 to +4.00
SRW	NQ	NQ	NQ	NQ
Mt. Vernon, Indiana, Ohio River - GX_GR114				
Corn	3.6300 - 3.6600	-1.75 to -0.75	+4.00 K to +7.00 K	+2.00 to +3.00
Soybeans	8.6000 - 8.6600	-10.75	-28.00 K to -22.00 K	UNCH
SRW	NQ	NQ	NQ	NQ
No. Peoria, Illinois River - GX_GR112				
Corn	3.4800 - 3.5300	-1.75 to -2.75	-11.00 K to -6.00 K	+2.00 to +1.00
Soybeans	8.4300 - 8.4900	-9.75 to -7.75	-45.00 K to -39.00 K	+1.00 to +3.00

Soybeans - Central IL



Corn - Central IL



PROCESSOR	PRICE	CHANGE	BASIS	CHANGE
Central IL				
Corn	3.4400 - 3.6300	-3.75	-15.00 K to +4.00 K	UNCH
Soybeans	8.5300 - 8.7000	-10.75	-35.00 K to -18.00 K	UNCH
Crude SB Oil	27.97 - 28.22	-0.09	-75.00 K to -50.00 K	UNCH
48 SB Meal	301.50 - 308.50	-4.50	-5.00 K to +2.00 K	UNCH
Crude Corn Oil - Rail	29.18	UNCH	N/A	N/A

FUTURES				PRICE	CHANGE			PRICE	CHANGE
CME Group	Corn	K	May 19	3.5900	-3.75	N	Jul 19	3.6775	-3.75
	Soybeans	K	May 19	8.8800	-10.75	N	Jul 19	9.0175	-10.75
	Wheat (SRW)	K	May 19	4.4500	-14.50	N	Jul 19	4.4850	-14.50
	Oats	K	May 19	2.9475	+5.50	N	Jul 19	2.7800	+0.25
MGEX	HRS Wheat (DNS)	K	May 19	5.2725	-4.50	N	Jul 19	5.3050	-4.50
KCBOT	HRW Wheat	K	May 19	4.1700	-10.25	N	Jul 19	4.2250	-11.00

USDA Livestock, Poultry & Grain Market News
 210 Walnut Street, Room 767
 Des Moines, Iowa 50309
 Phone: 515-284-4460
 Email: Desm.LPGMN@ams.usda.gov
www.ams.usda.gov/LPSMarketNewsPage