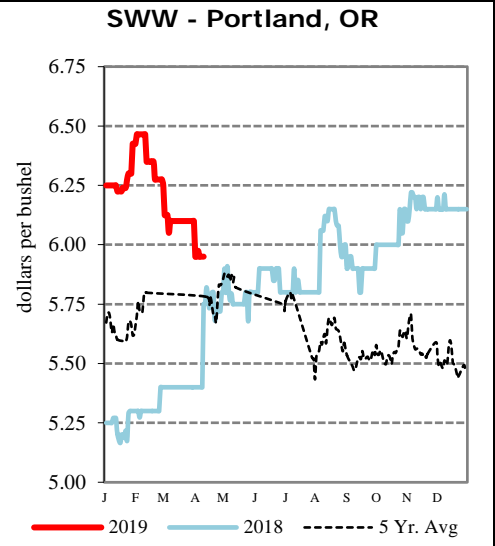
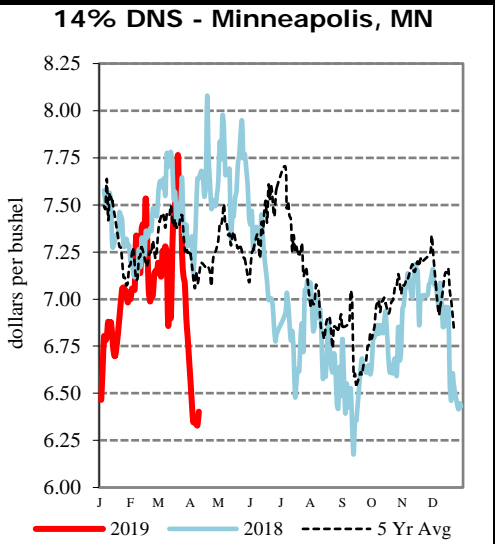


EXPORT	PRICE (\$/bu)	CHANGE (¢/bu)	BASIS (¢)		CHANGE
Atlantic - JO GR850					
Soybeans	8.9875	+3.50		Opt K	UNCH
SRW	NQ	NQ		NQ	NQ
Chicago - GX GR110					
Corn	3.2775 - 3.4575	+1.75	-35.00 K to	-17.00 K	UNCH
Soybeans	8.5375 - 8.5875	+3.50	-45.00 K to	-40.00 K	UNCH
SRW	4.4250 - 4.5950	-5.00	-17.00 K to	Opt K	UNCH
Gulf - JO GR112					
Corn	4.0875 - 4.2175	+1.75	+46.00 K to	+59.00 K	UNCH
Soybeans	9.1575 - 9.2675	+0.50 to +3.50	+17.00 K to	+28.00 K	-3.00 to UNCH
SRW	5.4250 - 5.4650	-6.00 to -5.00	+83.00 K to	+87.00 K	-1.00 to UNCH
12 HRW	5.3925 - 5.5725	-7.00	+112.00 K to	+130.00 K	UNCH
PNW - JO GR110					
SWW	5.90 - 5.95	UNCH to -5.00	+130.50 K to	+135.50 K	+5.00 to UNCH
Ord HRW	5.76 - 6.01	-7.00	+149.00 K to	+174.00 K	UNCH
Toledo - GX GR111					
Corn	3.5675	No Comp		-6.00 K	No Comp
Soybeans	8.5575 - 8.6075	No Comp	-43.00 K to	-38.00 K	No Comp
SRW	4.4950 - 4.5450	No Comp	-10.00 K to	-5.00 K	No Comp

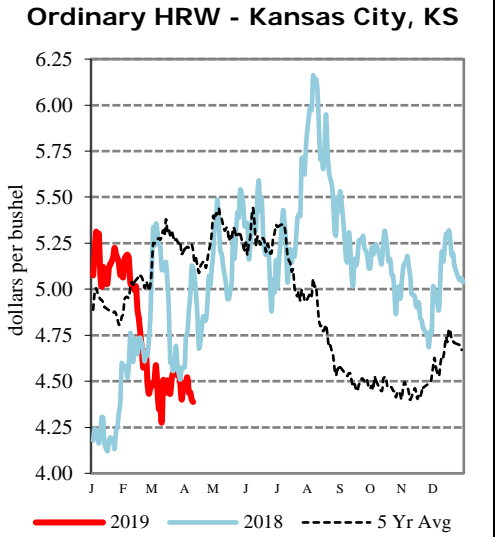
All prices are reported in dollars/bushel, except soybean and corn oil is in cents/lb. and soybean meal is in dollars/ton.



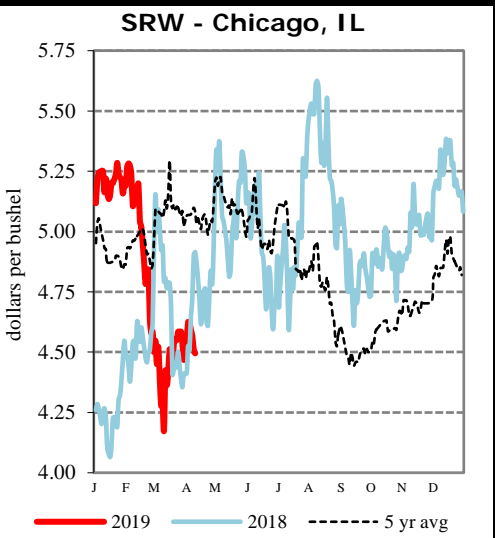
TERMINAL	PRICE (\$/bu)	CHANGE (¢/bu)	BASIS (¢)		CHANGE
Kansas City - SJ GR112					
Corn	3.58 - 3.73	+2.00	-5.00 K to	+10.00 K	UNCH
Soybeans	8.44 - 8.69	+4.00	-55.00 K to	-30.00 K	UNCH
Ord HRW	4.17 - 4.62	-7.00	-10.00 K to	+35.00 K	UNCH
Minneapolis - MS GR110					
14 DNS/NS Del Chicag	6.5175 - 6.5675	+0.50	+120.00 K to	+125.00 K	UNCH
Oats	3.0025 - 3.4925	+2.00	+11.00 K to	+60.00 K	UNCH
Omaha - WH GR110					
Corn	3.58 - 3.61	+3.00 to +2.00	-4.75 K to	-1.75 K	+1.25 to +0.25
Soybeans	8.39	+4.00		-59.75 K	+0.50
Portland - JO GR111					
11.5 HRW	5.97 - 6.22	-7.00	+170.00 K to	+195.00 K	UNCH
14 DNS	6.37 - 6.47	+1.00	+105.00 K to	+115.00 K	UNCH



RIVER	PRICE (\$/bu)	CHANGE (¢/bu)	BASIS (¢)		CHANGE
So. Iowa, Mississippi River - MS GR114					
Corn	3.4275 - 3.4675	No Comp	-20.00 K to	-16.00 K	No Comp
Soybeans	8.4975 - 8.5275	No Comp	-49.00 K to	-46.00 K	No Comp
St. Louis, Mississippi River - JC GR110					
Corn	3.7400	+3.00 to +1.00		+11.25 K	+1.25 to -0.75
Soybeans	8.8000 - 8.8200	+5.00	-18.75 K to	-16.75 K	+1.50
SRW	4.9200 - 4.9700	-4.00 to -3.00	+32.50 K to	+37.50 K	+1.00 to +2.00
Memphis, Mississippi River - LR GR110					
Corn	3.7275 - 3.7475	+1.75 to +3.75	+10.00 K to	+12.00 K	UNCH to +2.00
Soybeans	8.8075 - 8.8875	-0.50 to +5.50	-18.00 K to	-10.00 K	-4.00 to +2.00
SRW	NQ	NQ		NQ	NQ
Cincinnati, Ohio River - GX GR114					
Corn	3.5675 - 3.6275	+0.75 to +3.75	-6.00 K to	Opt K	-1.00 to +2.00
Soybeans	8.6475 - 8.6775	+3.50 to +4.50	-34.00 K to	-31.00 K	UNCH to +1.00
SRW	NQ	NQ		NQ	NQ
Mt. Vernon, Indiana, Ohio River - GX GR114					
Corn	3.6475 - 3.6675	+1.75 to +3.75	+2.00 K to	+4.00 K	UNCH to +2.00
Soybeans	8.7075 - 8.7675	+3.50	-28.00 K to	-22.00 K	UNCH
SRW	NQ	NQ		NQ	NQ
No. Peoria, Illinois River - GX GR112					
Corn	3.4975 - 3.5575	+1.75 to +3.75	-13.00 K to	-7.00 K	UNCH to +2.00
Soybeans	8.5275 - 8.5675	+3.50 to +2.50	-46.00 K to	-42.00 K	UNCH to -1.00



PROCESSOR	PRICE	CHANGE	BASIS		CHANGE
Central IL					
Corn	3.4775 - 3.6675	+1.75	-15.00 K to	+4.00 K	UNCH
Soybeans	8.6375 - 8.8075	+3.50	-35.00 K to	-18.00 K	UNCH
Crude SB Oil	28.06 - 28.31	-0.14	-75.00 K to	-50.00 K	UNCH
48 SB Meal	306.00 - 313.00	+3.10	-5.00 K to	+2.00 K	UNCH
Crude Corn Oil - Rail	29.18	UNCH	N/A		N/A



FUTURES				PRICE	CHANGE	PRICE	CHANGE
CME Group	Corn	K	May 19	3.6275	+1.75	N Jul 19	3.7150 +2.00
	Soybeans	K	May 19	8.9875	+3.50	N Jul 19	9.1250 +3.75
	Wheat (SRW)	K	May 19	4.5950	-5.00	N Jul 19	4.6325 -5.25
	Oats	K	May 19	2.8925	+2.00	N Jul 19	2.7775 +2.50
MGEX	HRS Wheat (DNS)	K	May 19	5.3175	+0.50	N Jul 19	5.3500 -1.25
KCBOT	HRW Wheat	K	May 19	4.2725	-7.00	N Jul 19	4.3350 -7.75

USDA Livestock, Poultry & Grain Market News
210 Walnut Street, Room 767
Des Moines, Iowa 50309
Phone: 515-284-4460
Email: Desm.LPGMN@ams.usda.gov
www.ams.usda.gov/LPSMarketNewsPage