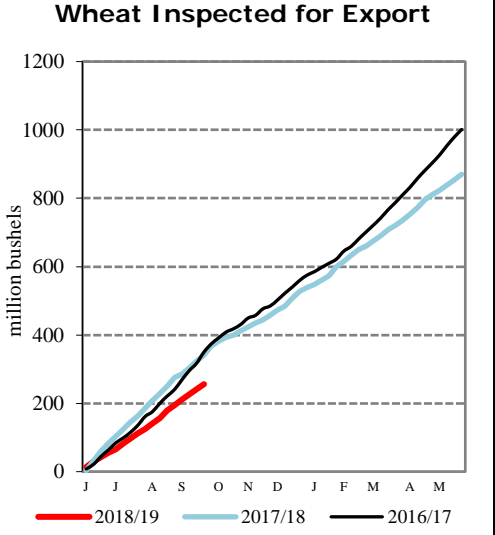
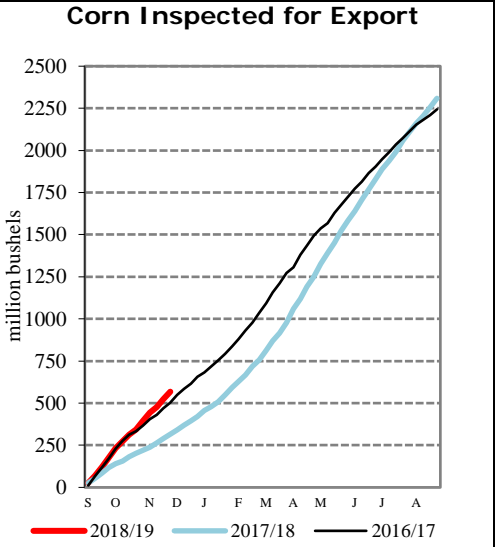


EXPORT	PRICE (\$/bu)	CHANGE (¢/bu)	BASIS (¢)		CHANGE
<u>Atlantic - JO GR850</u>					
Soybeans	8.9525	UNCH		Opt K	UNCH
SRW	NQ	NQ		NQ	NQ
<u>Chicago - GX GR110</u>					
Corn	3.2600 - 3.4400	+1.00	-35.00 K to	-17.00 K	UNCH
Soybeans	8.5025 - 8.5525	UNCH	-45.00 K to	-40.00 K	UNCH
SRW	4.4750 - 4.6450	+4.00	-17.00 K to	Opt K	UNCH
<u>Gulf - JO GR112</u>					
Corn	4.0700 - 4.2000	+1.00	+46.00 K to	+59.00 K	UNCH
Soybeans	9.1525 - 9.2325	-5.00 to UNCH	+20.00 K to	+28.00 K	-5.00 to UNCH
SRW	5.4850 - 5.5150	+5.00 to +4.00	+84.00 K to	+87.00 K	+1.00 to UNCH
12 HRW	5.4625 - 5.6425	+3.75	+112.00 K to	+130.00 K	UNCH
<u>PNW - JO GR110</u>					
SWW	5.90 - 6.00	UNCH	+125.50 K to	+135.50 K	-4.00
Ord HRW	5.83 - 6.08	+3.00	+149.00 K to	+174.00 K	UNCH
<u>Toledo - GX GR111</u>					
Corn	NQ	NQ		NQ	NQ
Soybeans	NQ	NQ		NQ	NQ
SRW	NQ	NQ		NQ	NQ

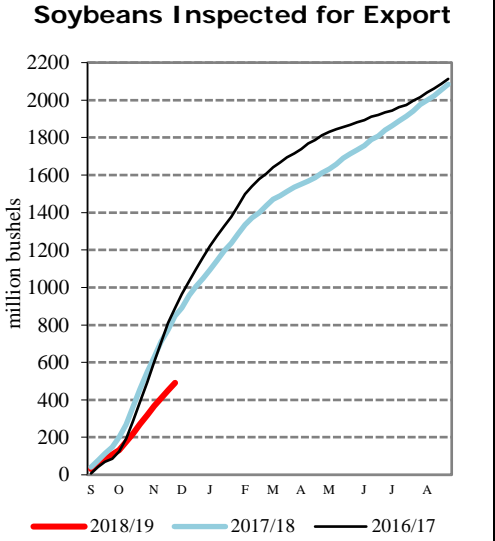
All prices are reported in dollars/bushel, except soybean and corn oil is in cents/lb. and soybean meal is in dollars/ton.



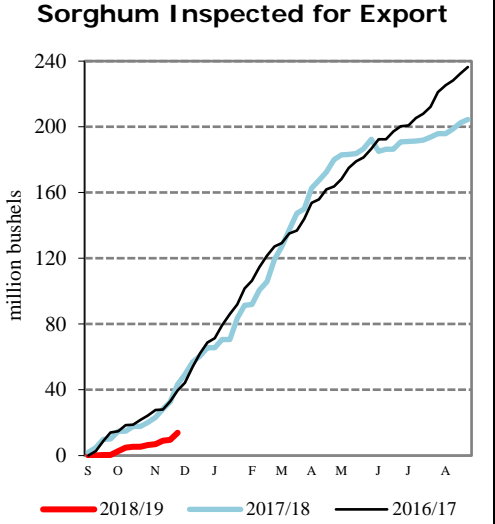
TERMINAL	PRICE (\$/bu)	CHANGE (¢/bu)	BASIS (¢)		CHANGE
Kansas City - SJ GR112					
Corn	3.56 - 3.71	+1.00 to +3.00	-5.00 K to	+10.00 K	UNCH to +2.00
Soybeans	8.40 - 8.65	UNCH to -5.00	-55.00 K to	-30.00 K	UNCH to -5.00
Ord HRW	4.24 - 4.69	+3.00	-10.00 K to	+35.00 K	UNCH
Minneapolis - MS GR110					
14 DNS/NS Del Chicag	6.5125 - 6.5625	-2.00	+120.00 K to	+125.00 K	UNCH
Oats	2.9825 - 3.4725	+7.00	+11.00 K to	+60.00 K	UNCH
Omaha - WH GR110					
Corn	3.55 - 3.59	UNCH to +2.00	-6.00 K to	-2.00 K	-1.00 to +1.00
Soybeans	8.35	UNCH		-60.25 K	UNCH
Portland - JO GR111					
11.5 HRW	6.04 - 6.29	+3.00	+170.00 K to	+195.00 K	UNCH
14 DNS	6.36 - 6.46	-2.00	+105.00 K to	+115.00 K	UNCH



RIVER	PRICE (\$/bu)	CHANGE (¢/bu)	BASIS (¢)		CHANGE
So. Iowa, Mississippi River - MS GR114					
Corn	NQ	NQ		NQ	NQ
Soybeans	NQ	NQ		NQ	NQ
St. Louis, Mississippi River - JC GR110					
Corn	3.7100 - 3.7300	-1.00 to +1.00	+10.00 K to	+12.00 K	-2.00 to UNCH
Soybeans	8.7500 - 8.7700	-2.00 to -1.00	-20.25 K to	-18.25 K	-2.00 to -1.00
SRW	4.9600 - 5.0000	+4.00	+31.50 K to	+35.50 K	UNCH
Memphis, Mississippi River - LR GR110					
Corn	3.7100	+1.00		+10.00 K	UNCH
Soybeans	8.8125 - 8.8325	UNCH	-14.00 K to	-12.00 K	UNCH
SRW	NQ	NQ		NQ	NQ
Cincinnati, Ohio River - GX GR114					
Corn	3.5600 - 3.5900	+2.00	-5.00 K to	-2.00 K	+1.00
Soybeans	8.6125 - 8.6325	+4.00 to +1.00	-34.00 K to	-32.00 K	+4.00 to +1.00
SRW	NQ	NQ		NQ	NQ
Mt. Vernon, Indiana, Ohio River - GX GR114					
Corn	3.6300	+2.00 to +1.00		+2.00 K	+1.00 to UNCH
Soybeans	8.6725 - 8.7325	UNCH	-28.00 K to	-22.00 K	UNCH
SRW	NQ	NQ		NQ	NQ
No. Peoria, Illinois River - GX GR112					
Corn	3.4800 - 3.5200	UNCH to +1.00	-13.00 K to	-9.00 K	-1.00 to UNCH
Soybeans	8.4925 - 8.5425	-1.00 to UNCH	-46.00 K to	-41.00 K	-1.00 to UNCH



PROCESSOR	PRICE	CHANGE	BASIS		CHANGE
Central IL					
Corn	3.4600 - 3.6500	+1.00	-15.00 K to	+4.00 K	UNCH
Soybeans	8.6025 - 8.7725	UNCH	-35.00 K to	-18.00 K	UNCH
Crude SB Oil	28.20 - 28.45	-0.03	-75.00 K to	-50.00 K	UNCH
48 SB Meal	302.90 - 309.90	+0.70	-5.00 K to	+2.00 K	UNCH
Crude Corn Oil - Rail	29.18	+1.03	N/A		N/A



FUTURES				PRICE	CHANGE	PRICE	CHANGE
CME Group	Corn	K	May 19	3.6100	+1.00	N Jul 19	3.6950 +0.75
	Soybeans	K	May 19	8.9525	UNCH	N Jul 19	9.0875 UNCH
	Wheat (SRW)	K	May 19	4.6450	+4.00	N Jul 19	4.6850 +3.00
	Oats	K	May 19	2.8725	+7.25	N Jul 19	2.7525 +2.00
MGEX	HRS Wheat (DNS)	K	May 19	5.3125	-2.00	N Jul 19	5.3625 -2.75
KCBOT	HRW Wheat	K	May 19	4.3425	+3.75	N Jul 19	4.4125 +3.75

USDA Livestock, Poultry & Grain Market News
210 Walnut Street, Room 767
Des Moines, Iowa 50309
Phone: 515-284-4460
Email: Desm.LPGMN@ams.usda.gov
www.ams.usda.gov/LPSMarketNewsPage