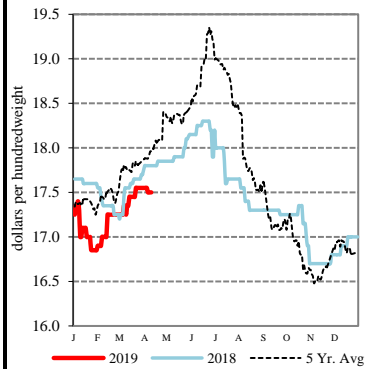


EXPORT	PRICE (\$/bu)	CHANGE (¢/bu)	BASIS (¢)	CHANGE
<a href="#">Atlantic - JO_GR850</a>				
Soybeans	8.9525	-6.75	Opt K	UNCH
SRW	NQ	NQ	NQ	NQ
<a href="#">Chicago - GX_GR110</a>				
Corn	3.2500 - 3.4300	-1.75	-35.00 K to -17.00 K	UNCH
Soybeans	8.5025 - 8.5525	-6.75	-45.00 K to -40.00 K	UNCH
SRW	4.4350 - 4.6050	+2.50	-17.00 K to Opt K	UNCH
<a href="#">Gulf - JO_GR112</a>				
Corn	4.0600 - 4.1900	-1.75	+46.00 K to +59.00 K	UNCH
Soybeans	9.2025 - 9.2325	-6.75	+25.00 K to +28.00 K	UNCH
SRW	5.4350 - 5.4750	+2.50	+83.00 K to +87.00 K	UNCH
12 HRW	5.4250 - 5.6050	+4.25	+112.00 K to +130.00 K	UNCH
<a href="#">PNW - JO_GR110</a>				
SWW	5.90 - 6.00	UNCH	+129.50 K to +139.50 K	-2.50
Ord HRW	5.80 - 6.05	+5.00	+149.00 K to +174.00 K	UNCH
<a href="#">Toledo - GX_GR111</a>				
Corn	3.5300 - 3.5400	-1.75	-7.00 K to -6.00 K	UNCH
Soybeans	8.5225 - 8.5725	-6.75	-43.00 K to -38.00 K	UNCH
SRW	4.5050 - 4.5550	+2.50	-10.00 K to -5.00 K	UNCH

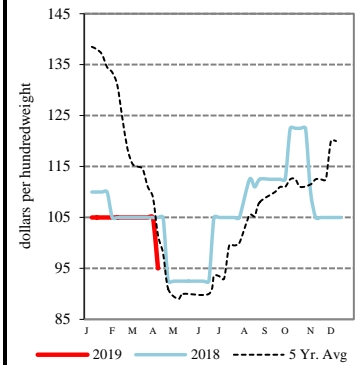
All prices are reported in dollars/bushel, except soybean and corn oil is in cents/lb. and soybean meal is in dollars/ton.

Sunflower Seeds - Fargo, ND



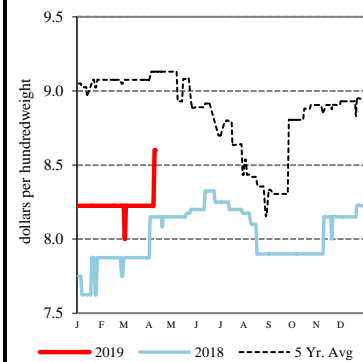
TERMINAL	PRICE (\$/bu)	CHANGE (¢/bu)	BASIS (¢)	CHANGE
<a href="#">Kansas City - SJ_GR112</a>				
Corn	3.55 - 3.68	-2.00	-5.00 K to +8.00 K	UNCH
Soybeans	8.40 - 8.70	-7.00	-55.00 K to -25.00 K	UNCH
Ord HRW	4.21 - 4.66	+5.00	-10.00 K to +35.00 K	UNCH
<a href="#">Minneapolis - MS_GR110</a>				
14 DNS/NS Del Chicago	6.5325 - 6.5825	+13.00 to +18.00	+120.00 K to +125.00 K	+10.00 to +15.00
Oats	2.9100 - 3.4000	-1.00 to +1.00	+11.00 K to +60.00 K	-2.00 to UNCH
<a href="#">Omaha - WH_GR110</a>				
Corn	3.55 - 3.57	+1.00 to UNCH	-5.00 K to -3.00 K	+2.75 to +1.75
Soybeans	8.35	-7.00	-60.25 K	-0.25
<a href="#">Portland - JO_GR111</a>				
11.5 HRW	6.01 - 6.26	+5.00	+170.00 K to +195.00 K	UNCH
14 DNS	6.38 - 6.48	+3.00	+105.00 K to +115.00 K	UNCH

Rice Bran - Arkansas



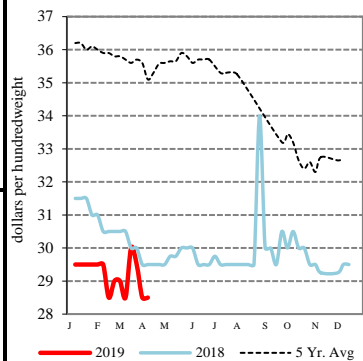
RIVER	PRICE (\$/bu)	CHANGE (¢/bu)	BASIS (¢)	CHANGE
<a href="#">So. Iowa, Mississippi River - MS_GR114</a>				
Corn	3.4000 - 3.4200	-1.75 to -4.75	-20.00 K to -18.00 K	UNCH to -3.00
Soybeans	8.3525 - 8.4725	-6.75	-60.00 K to -48.00 K	UNCH
<a href="#">St. Louis, Mississippi River - JC_GR110</a>				
Corn	3.7200	+1.00 to UNCH	+12.00 K	+2.75 to +1.75
Soybeans	8.7700 - 8.7800	-6.00	-18.25 K to -17.25 K	+0.75
SRW	4.9200 - 4.9600	+2.00 to +3.00	+31.50 K to +35.50 K	-0.50 to +0.50
<a href="#">Memphis, Mississippi River - LR_GR110</a>				
Corn	3.7000	-1.75	+10.00 K	UNCH
Soybeans	8.8125 - 8.8325	-2.75 to -6.75	-14.00 K to -12.00 K	+4.00 to UNCH
SRW	NQ	NQ	NQ	NQ
<a href="#">Cincinnati, Ohio River - GX_GR114</a>				
Corn	3.5400 - 3.5700	+0.25 to +1.25	-6.00 K to -3.00 K	+2.00 to +3.00
Soybeans	8.5725 - 8.6225	-7.75 to -6.75	-38.00 K to -33.00 K	-1.00 to UNCH
SRW	NQ	NQ	NQ	NQ
<a href="#">Mt. Vernon, Indiana, Ohio River - GX_GR114</a>				
Corn	3.6100 - 3.6200	-0.75 to -1.75	+1.00 K to +2.00 K	+1.00 to UNCH
Soybeans	8.6725 - 8.7325	-4.75 to -6.75	-28.00 K to -22.00 K	+2.00 to UNCH
SRW	NQ	NQ	NQ	NQ
<a href="#">No. Peoria, Illinois River - GX_GR112</a>				
Corn	3.4800 - 3.5100	+0.25 to -2.75	-12.00 K to -9.00 K	+2.00 to -1.00
Soybeans	8.5025 - 8.5425	-6.75	-45.00 K to -41.00 K	UNCH

Malting Barley - Great Falls, MT



PROCESSOR	PRICE	CHANGE	BASIS	CHANGE
<b>Central IL</b>				
<a href="#">Corn</a>	3.4500 - 3.6400	-1.75	-15.00 K to +4.00 K	UNCH
<a href="#">Soybeans</a>	8.6025 - 8.7725	-6.75	-35.00 K to -18.00 K	UNCH
Crude SB Oil	28.23 - 28.48	-0.09	-75.00 K to -50.00 K	UNCH
48 SB Meal	302.20 - 309.20	-2.90	-5.00 K to +2.00 K	UNCH
Crude Corn Oil - Rail	28.15	UNCH	N/A	N/A

Pinto Beans - Northeast CO



FUTURES		PRICE	CHANGE		PRICE	CHANGE
CME Group	Corn	K May 19	3.6000	-1.75	N Jul 19	3.6875
	Soybeans	K May 19	8.9525	-6.75	N Jul 19	9.0875
	Wheat (SRW)	K May 19	4.6050	+2.50	N Jul 19	4.6550
	Oats	K May 19	2.8000	+1.00	N Jul 19	2.7325
MGEX	HRS Wheat (DNS)	K May 19	5.3325	+3.00	N Jul 19	5.3900
KCBOT	HRW Wheat	K May 19	4.3050	+4.25	N Jul 19	4.3750

USDA Livestock, Poultry & Grain Market News  
 210 Walnut Street, Room 767  
 Des Moines, Iowa 50309  
 Phone: 515-284-4460  
 Email: Desm.LPGMN@ams.usda.gov  
[www.ams.usda.gov/LPSMarketNewsPage](http://www.ams.usda.gov/LPSMarketNewsPage)