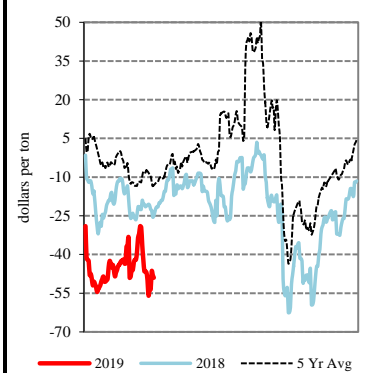


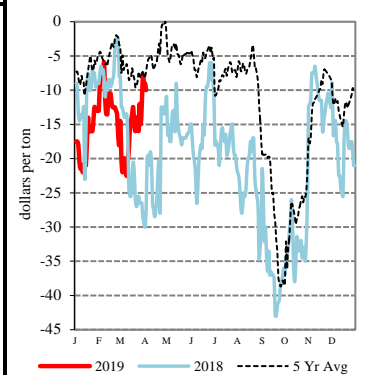
EXPORT	PRICE (\$/bu)	CHANGE (¢/bu)	BASIS (¢)	CHANGE
Atlantic - JO_GR850				
Soybeans	8.9875	UNCH	Opt K	UNCH
SRW	NQ	NQ	NQ	NQ
Chicago - GX_GR110				
Corn	3.2500 - 3.4300	UNCH	-35.00 K to -17.00 K	UNCH
Soybeans	8.5375 - 8.5875	UNCH	-45.00 K to -40.00 K	UNCH
SRW	4.4250 - 4.5950	-5.75	-17.00 K to Opt K	UNCH
Gulf - JO_GR112				
Corn	4.0600 - 4.1900	UNCH	+46.00 K to +59.00 K	UNCH
Soybeans	9.2275 - 9.2675	+1.00 to UNCH	+24.00 K to +28.00 K	+1.00 to UNCH
SRW	5.4250 - 5.4650	-7.75 to -5.75	+83.00 K to +87.00 K	-2.00 to UNCH
12 HRW	5.3950 - 5.5750	-4.00	+112.00 K to +130.00 K	UNCH
PNW - JO_GR110				
SWW	5.90 - 6.00	UNCH	+130.50 K to +140.50 K	+5.75
Ord HRW	5.77 - 6.02	-4.00	+149.00 K to +174.00 K	UNCH
Toledo - GX_GR111				
Corn	3.5300 - 3.5400	UNCH	-7.00 K to -6.00 K	UNCH
Soybeans	8.5575 - 8.6075	UNCH	-43.00 K to -38.00 K	UNCH
SRW	4.4950 - 4.5450	-5.75	-10.00 K to -5.00 K	UNCH

All prices are reported in dollars/bushel, except soybean and corn oil is in cents/lb. and soybean meal is in dollars/ton.

IL River So. of Peoria Bean Basis



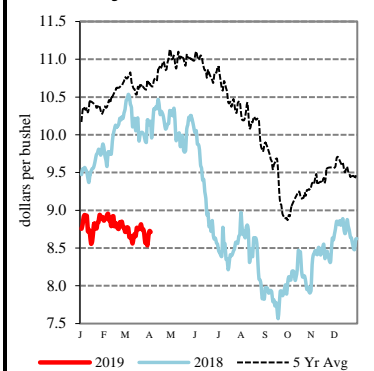
IL River So. of Peoria Corn Basis



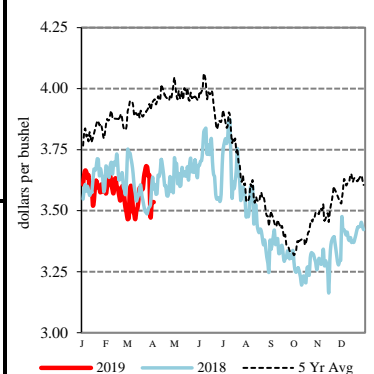
TERMINAL	PRICE (\$/bu)	CHANGE (¢/bu)	BASIS (¢)	CHANGE
Kansas City - SJ_GR112				
Corn	3.55 - 3.68	UNCH	-5.00 K to +8.00 K	UNCH
Soybeans	8.44 - 8.74	UNCH	-55.00 K to -25.00 K	UNCH
Ord HRW	4.18 - 4.63	-4.00	-10.00 K to +35.00 K	UNCH
Minneapolis - MS_GR110				
14 DNS/NS Del Chicago	6.3300	-1.00	+110.00 K	UNCH
Oats	2.8825 - 3.4125	-5.00 to -6.00	+7.00 K to +60.00 K	+1.00 to UNCH
Omaha - WH_GR110				
Corn	3.52 - 3.55	UNCH to +1.00	-8.00 K to -5.00 K	UNCH to +1.00
Soybeans	8.39	+5.00 to +2.00	-59.75 K	+5.00 to +2.00
Portland - JO_GR111				
11.5 HRW	5.98 - 6.23	-4.00	+170.00 K to +195.00 K	UNCH
14 DNS	6.28 - 6.38	-1.00	+105.00 K to +115.00 K	UNCH

RIVER	PRICE (\$/bu)	CHANGE (¢/bu)	BASIS (¢)	CHANGE
So. Iowa, Mississippi River - MS_GR114				
Corn	3.3000 - 3.4200	+1.00 to UNCH	-30.00 K to -18.00 K	+1.00 to UNCH
Soybeans	8.3875 - 8.5375	+4.00 to +6.00	-60.00 K to -45.00 K	+4.00 to +6.00
St. Louis, Mississippi River - JC_GR110				
Corn	3.7000 - 3.7200	-1.00 to UNCH	+10.00 K to +12.00 K	-1.00 to UNCH
Soybeans	8.7600 - 8.7700	+1.00 to UNCH	-22.75 K to -21.75 K	+1.00 to UNCH
SRW	4.9100	-6.00	+31.50 K	-0.25
Memphis, Mississippi River - LR_GR110				
Corn	3.7000	UNCH to -5.00	+10.00 K	UNCH to -5.00
Soybeans	8.8075 - 8.8675	UNCH	-18.00 K to -12.00 K	UNCH
SRW	NQ	NQ	NQ	NQ
Cincinnati, Ohio River - GX_GR114				
Corn	3.4800 - 3.5400	-3.00 to UNCH	-12.00 K to -6.00 K	-3.00 to UNCH
Soybeans	8.5575 - 8.6275	+1.00 to UNCH	-43.00 K to -36.00 K	+1.00 to UNCH
SRW	NQ	NQ	NQ	NQ
Mt. Vernon, Indiana, Ohio River - GX_GR114				
Corn	3.5500 - 3.6200	UNCH to +2.00	-5.00 K to +2.00 K	UNCH to +2.00
Soybeans	8.6875 - 8.7675	+3.00 to UNCH	-30.00 K to -22.00 K	+3.00 to UNCH
SRW	NQ	NQ	NQ	NQ
No. Peoria, Illinois River - GX_GR112				
Corn	3.4600 - 3.5100	+2.00 to +1.00	-14.00 K to -9.00 K	+2.00 to +1.00
Soybeans	8.5275 - 8.5675	+5.00 to +4.00	-46.00 K to -42.00 K	+5.00 to +4.00

Soybeans - Central IL



Corn - Central IL



PROCESSOR	PRICE	CHANGE	BASIS	CHANGE
Central IL				
Corn	3.4500 - 3.6400	UNCH	-15.00 K to +4.00 K	UNCH
Soybeans	8.6375 - 8.8075	UNCH to +2.00	-35.00 K to -18.00 K	UNCH to +2.00
Crude SB Oil	28.29 - 28.54	+0.16	-75.00 K to -50.00 K	UNCH
48 SB Meal	304.10 - 311.10	-0.10	-5.00 K to +2.00 K	UNCH
Crude Corn Oil - Rail	28.15	UNCH	N/A	N/A

FUTURES			PRICE	CHANGE		PRICE	CHANGE
CME Group	Corn	K May 19	3.6000	UNCH	N Jul 19	3.6850	UNCH
	Soybeans	K May 19	8.9875	UNCH	N Jul 19	9.1175	UNCH
	Wheat (SRW)	K May 19	4.5950	-5.75	N Jul 19	4.6400	-4.75
	Oats	K May 19	2.8125	-6.25	N Jul 19	2.7375	-4.75
MGEX	HRS Wheat (DNS)	K May 19	5.2300	-1.00	N Jul 19	5.3125	-0.50
KCBOT	HRW Wheat	K May 19	4.2750	-4.00	N Jul 19	4.3500	-4.00

USDA Livestock, Poultry & Grain Market News
 210 Walnut Street, Room 767
 Des Moines, Iowa 50309
 Phone: 515-284-4460
 Email: Desm.LPGMN@ams.usda.gov
www.ams.usda.gov/LPSMarketNewsPage