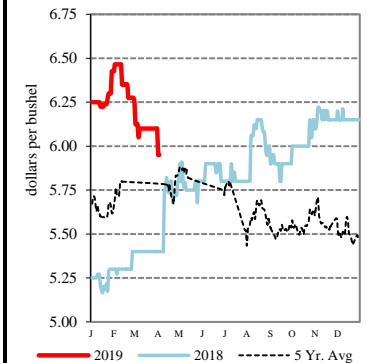


EXPORT	PRICE (\$/bu)	CHANGE (¢/bu)	BASIS (¢)	CHANGE
Atlantic - JO_GR850				
Soybeans	8.9875	-0.25	Opt K	UNCH
SRW	NQ	NQ	NQ	NQ
Chicago - GX_GR110				
Corn	3.2500 - 3.4300	-2.50	-35.00 K to -17.00 K	UNCH
Soybeans	8.5375 - 8.5875	-0.25	-45.00 K to -40.00 K	UNCH
SRW	4.4825 - 4.6525	-2.50	-17.00 K to Opt K	UNCH
Gulf - JO_GR112				
Corn	4.0600 - 4.1900	-2.50	+46.00 K to +59.00 K	UNCH
Soybeans	9.2175 - 9.2675	-0.25	+23.00 K to +28.00 K	UNCH
SRW	5.5025 - 5.5225	-2.50	+85.00 K to +87.00 K	UNCH
12 HRW	5.4350 - 5.6150	+0.25	+112.00 K to +130.00 K	UNCH
PNW - JO_GR110				
SWW	5.90 - 6.00	UNCH	+124.75 K to +134.75 K	+2.50
Ord HRW	5.81 - 6.06	+1.00 to -4.00	+149.00 K to +174.00 K	UNCH to -5.00
Toledo - GX_GR111				
Corn	3.5300 - 3.5400	-2.50	-7.00 K to -6.00 K	UNCH
Soybeans	8.5575 - 8.6075	+6.75 to -0.25	-43.00 K to -38.00 K	+7.00 to UNCH
SRW	4.5525 - 4.6025	-2.50	-10.00 K to -5.00 K	UNCH

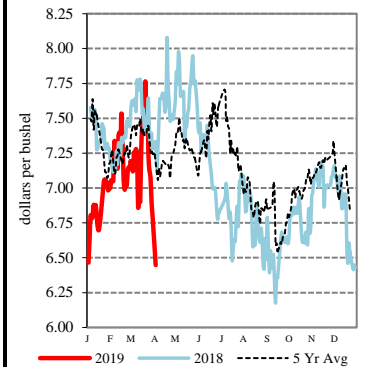
All prices are reported in dollars/bushel, except soybean and corn oil is in cents/lb. and soybean meal is in dollars/ton.

SWW - Portland, OR



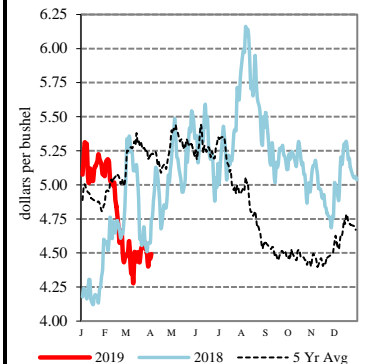
TERMINAL	PRICE (\$/bu)	CHANGE (¢/bu)	BASIS (¢)	CHANGE
Kansas City - SJ_GR112				
Corn	3.55 - 3.68	-3.00	-5.00 K to +8.00 K	UNCH
Soybeans	8.44 - 8.74	-10.00 to UNCH	-55.00 K to -25.00 K	-10.00 to UNCH
Ord HRW	4.22 - 4.67	+1.00	-10.00 K to +35.00 K	UNCH
Minneapolis - MS_GR110				
14 DNS/NS Del Chicago	6.3400	+6.50 to -13.50	+110.00 K	+5.00 to -15.00
Oats	2.9350 - 3.4750	UNCH	+6.00 K to +60.00 K	UNCH
Omaha - WH_GR110				
Corn	3.52 - 3.54	-2.00	-8.00 K to -6.00 K	+0.50
Soybeans	8.34 - 8.37	UNCH	-64.75 K to -61.75 K	+0.25
Portland - JO_GR111				
11.5 HRW	6.02 - 6.27	+1.00 to -4.00	+170.00 K to +195.00 K	UNCH to -5.00
14 DNS	6.29 - 6.39	+1.00 to -4.00	+105.00 K to +115.00 K	UNCH to -5.00

14% DNS - Minneapolis, MN

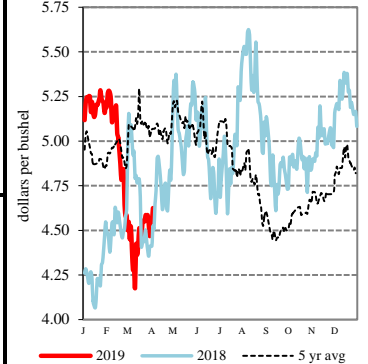


RIVER	PRICE (\$/bu)	CHANGE (¢/bu)	BASIS (¢)	CHANGE
So. Iowa, Mississippi River - MS_GR114				
Corn	3.2900 - 3.4200	-4.50 to -0.50	-31.00 K to -18.00 K	-2.00 to +2.00
Soybeans	8.3475 - 8.4775	-0.25 to +0.75	-64.00 K to -51.00 K	UNCH to +1.00
St. Louis, Mississippi River - JC_GR110				
Corn	3.7100 - 3.7200	-1.00 to -3.00	+11.00 K to +12.00 K	+1.50 to -0.50
Soybeans	8.7500 - 8.7700	UNCH	-23.75 K to -21.75 K	+0.25
SRW	4.9700	-3.00	+31.75 K	-0.50
Memphis, Mississippi River - LR_GR110				
Corn	3.7000 - 3.7500	-2.50	+10.00 K to +15.00 K	UNCH
Soybeans	8.8075 - 8.8675	+1.75 to +5.75	-18.00 K to -12.00 K	+2.00 to +6.00
SRW	NQ	NQ	NQ	NQ
Cincinnati, Ohio River - GX_GR114				
Corn	3.5100 - 3.5400	-0.50 to -2.50	-9.00 K to -6.00 K	+2.00 to UNCH
Soybeans	8.5475 - 8.6275	+0.75	-44.00 K to -36.00 K	+1.00
SRW	NQ	NQ	NQ	NQ
Mt. Vernon, Indiana, Ohio River - GX_GR114				
Corn	3.5500 - 3.6000	-2.50	-5.00 K to Opt K	UNCH
Soybeans	8.6575 - 8.7675	+1.75 to -0.25	-33.00 K to -22.00 K	+2.00 to UNCH
SRW	NQ	NQ	NQ	NQ
No. Peoria, Illinois River - GX_GR112				
Corn	3.4400 - 3.5000	-1.50 to -2.50	-16.00 K to -10.00 K	+1.00 to UNCH
Soybeans	8.4775 - 8.5275	-0.25 to +1.75	-51.00 K to -46.00 K	UNCH to +2.00

Ordinary HRW - Kansas City, KS



SRW - Chicago, IL



PROCESSOR	PRICE	CHANGE	BASIS	CHANGE
Central IL				
Corn	3.4500 - 3.6400	-2.50	-15.00 K to +4.00 K	UNCH
Soybeans	8.6375 - 8.7875	-0.25	-35.00 K to -20.00 K	UNCH
Crude SB Oil	28.13 - 28.38	-0.27	-75.00 K to -50.00 K	UNCH
48 SB Meal	304.20 - 311.20	+1.20	-5.00 K to +2.00 K	UNCH
Crude Corn Oil - Rail	28.15	UNCH	N/A	N/A

FUTURES			PRICE	CHANGE		PRICE	CHANGE
CME Group	Corn	K May 19	3.6000	-2.50	N Jul 19	3.6850	-2.50
	Soybeans	K May 19	8.9875	-0.25	N Jul 19	9.1175	-0.25
	Wheat (SRW)	K May 19	4.6525	-2.50	N Jul 19	4.6875	-1.00
	Oats	K May 19	2.8750	UNCH	N Jul 19	2.7850	+0.75
MGEX	HRS Wheat (DNS)	K May 19	5.2400	+1.50	N Jul 19	5.3175	UNCH
KCBOT	HRW Wheat	K May 19	4.3150	+0.25	N Jul 19	4.3900	+1.00

USDA Livestock, Poultry & Grain Market News
 210 Walnut Street, Room 767
 Des Moines, Iowa 50309
 Phone: 515-284-4460
 Email: Desm.LPGMN@ams.usda.gov
www.ams.usda.gov/LPSMarketNewsPage