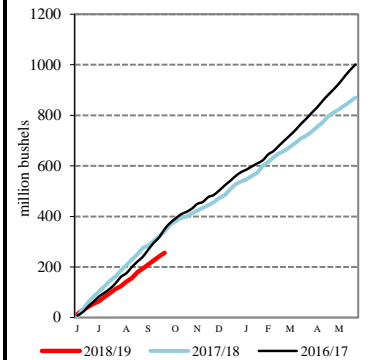


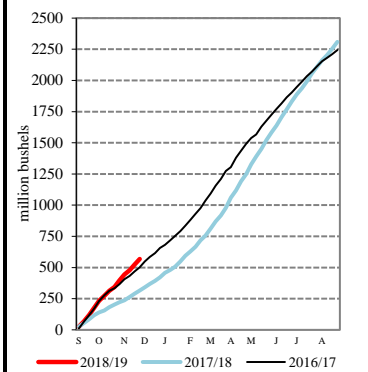
EXPORT	PRICE (\$/bu)	CHANGE (¢/bu)	BASIS (¢)	CHANGE
<a href="#">Atlantic - JO_GR850</a>				
Soybeans	8.9900	-7.50	Opt K	UNCH
SRW	NQ	NQ	NQ	NQ
<a href="#">Chicago - GX_GR110</a>				
Corn	3.2750 - 3.4550	-2.75	-35.00 K to -17.00 K	UNCH
Soybeans	8.5400 - 8.5900	-7.50	-45.00 K to -40.00 K	UNCH
SRW	4.5075 - 4.6775	-3.00	-17.00 K to Opt K	UNCH
<a href="#">Gulf - JO_GR112</a>				
Corn	4.0850 - 4.2150	-2.75	+46.00 K to +59.00 K	UNCH
Soybeans	9.2200 - 9.2700	-7.50	+23.00 K to +28.00 K	UNCH
SRW	5.5275 - 5.5475	-3.00	+85.00 K to +87.00 K	UNCH
12 HRW	5.4325 - 5.6125	-8.25	+112.00 K to +130.00 K	UNCH
<a href="#">PNW - JO_GR110</a>				
SWW	5.90 - 6.00	UNCH to -5.00	+122.25 K to +132.25 K	+3.00 to -2.00
Ord HRW	5.80 - 6.10	-9.00	+149.00 K to +179.00 K	UNCH
<a href="#">Toledo - GX_GR111</a>				
Corn	3.5550 - 3.5650	-2.75	-7.00 K to -6.00 K	UNCH
Soybeans	8.4900 - 8.6100	-7.50	-50.00 K to -38.00 K	UNCH
SRW	4.5775 - 4.6275	-3.00	-10.00 K to -5.00 K	UNCH

All prices are reported in dollars/bushel, except soybean and corn oil is in cents/lb. and soybean meal is in dollars/ton.

Wheat Inspected for Export

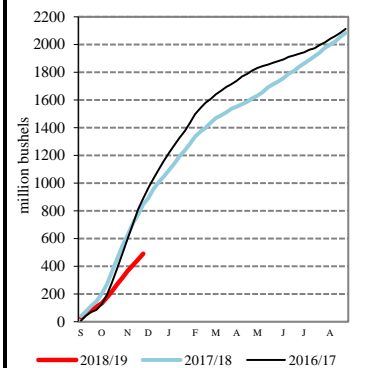


Corn Inspected for Export



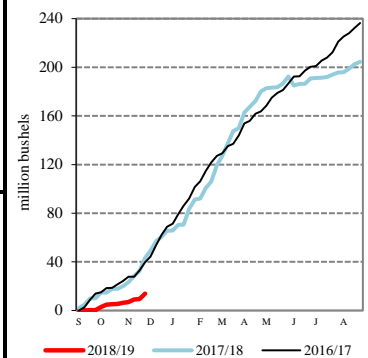
TERMINAL	PRICE (\$/bu)	CHANGE (¢/bu)	BASIS (¢)	CHANGE
<a href="#">Kansas City - SJ_GR112</a>				
Corn	3.58 - 3.71	-2.00	-5.00 K to +8.00 K	UNCH
Soybeans	8.54 - 8.74	-3.00 to -8.00	-45.00 K to -25.00 K	+5.00 to UNCH
Ord HRW	4.21 - 4.66	-9.00	-10.00 K to +35.00 K	UNCH
<a href="#">Minneapolis - MS_GR110</a>				
14 DNS/NS Del Chicago	6.2750 - 6.4750	-4.75 to +15.25	+105.00 K to +125.00 K	UNCH to +20.00
Oats	2.9350 - 3.4750	-4.00 to -6.00	+6.00 K to +60.00 K	-3.00 to -5.00
<a href="#">Omaha - WH_GR110</a>				
Corn	3.54 - 3.56	-3.00 to -1.00	-8.50 K to -6.50 K	-0.25 to +1.75
Soybeans	8.34 - 8.37	-8.00	-65.00 K to -62.00 K	-0.50
<a href="#">Portland - JO_GR111</a>				
11.5 HRW	6.01 - 6.31	-9.00	+170.00 K to +200.00 K	UNCH
14 DNS	6.28 - 6.43	-4.00	+105.00 K to +120.00 K	UNCH

Soybeans Inspected for Export



RIVER	PRICE (\$/bu)	CHANGE (¢/bu)	BASIS (¢)	CHANGE
<a href="#">So. Iowa, Mississippi River - MS_GR114</a>				
Corn	3.3350 - 3.4250	-2.75 to -0.75	-29.00 K to -20.00 K	UNCH to +2.00
Soybeans	8.3500 - 8.4700	-6.50 to -0.50	-64.00 K to -52.00 K	+1.00 to +7.00
<a href="#">St. Louis, Mississippi River - JC_GR110</a>				
Corn	3.7200 - 3.7500	-1.00 to +2.00	+9.50 K to +12.50 K	+1.75 to +4.75
Soybeans	8.7500 - 8.7700	-4.00 to -5.00	-24.00 K to -22.00 K	+3.50 to +2.50
SRW	5.0000	-2.00 to -3.00	+32.25 K	+1.00 to UNCH
<a href="#">Memphis, Mississippi River - LR_GR110</a>				
Corn	3.7250 - 3.7750	-7.75 to -2.75	+10.00 K to +15.00 K	-5.00 to UNCH
Soybeans	8.7900 - 8.8100	-7.50	-20.00 K to -18.00 K	UNCH
SRW	NQ	NQ	NQ	NQ
<a href="#">Cincinnati, Ohio River - GX_GR114</a>				
Corn	3.5150 - 3.5650	-2.75	-11.00 K to -6.00 K	UNCH
Soybeans	8.5400 - 8.6200	-7.50 to -2.50	-45.00 K to -37.00 K	UNCH to +5.00
SRW	NQ	NQ	NQ	NQ
<a href="#">Mt. Vernon, Indiana, Ohio River - GX_GR114</a>				
Corn	3.5750 - 3.6250	-2.75	-5.00 K to Opt K	UNCH
Soybeans	8.6400 - 8.7700	-7.50	-35.00 K to -22.00 K	UNCH
SRW	NQ	NQ	NQ	NQ
<a href="#">No. Peoria, Illinois River - GX_GR112</a>				
Corn	3.4550 - 3.5250	-2.75 to -5.75	-17.00 K to -10.00 K	UNCH to -3.00
Soybeans	8.4800 - 8.5100	-7.50	-51.00 K to -48.00 K	UNCH

Sorghum Inspected for Export



PROCESSOR	PRICE	CHANGE	BASIS	CHANGE
<b>Central IL</b>				
<a href="#">Corn</a>	3.4750 - 3.6650	-2.75 to +2.25	-15.00 K to +4.00 K	UNCH to +5.00
<a href="#">Soybeans</a>	8.6400 - 8.7900	-7.50	-35.00 K to -20.00 K	UNCH
Crude SB Oil	28.40 - 28.65	-0.05	-75.00 K to -50.00 K	UNCH
48 SB Meal	303.00 - 310.00	-3.90	-5.00 K to +2.00 K	UNCH
Crude Corn Oil - Rail	28.15	-0.35	N/A	N/A

FUTURES		PRICE	CHANGE		PRICE	CHANGE
CME Group	Corn	K May 19	3.6250	-2.75	N Jul 19	3.7100 -3.25
	Soybeans	K May 19	8.9900	-7.50	N Jul 19	9.1200 -7.50
	Wheat (SRW)	K May 19	4.6775	-3.00	N Jul 19	4.6975 -4.00
	Oats	K May 19	2.8750	-1.00	N Jul 19	2.7775 -1.00
MGEX	HRS Wheat (DNS)	K May 19	5.2250	-4.75	N Jul 19	5.3175 -4.75
KCBOT	HRW Wheat	K May 19	4.3125	-8.25	N Jul 19	4.3800 -7.25

USDA Livestock, Poultry & Grain Market News  
 210 Walnut Street, Room 767  
 Des Moines, Iowa 50309  
 Phone: 515-284-4460  
 Email: Desm.LPGMN@ams.usda.gov  
[www.ams.usda.gov/LPSMarketNewsPage](http://www.ams.usda.gov/LPSMarketNewsPage)