



# National Monthly Grass Fed Lamb and Goat Report

Agriculture Marketing Service  
Livestock, Poultry & Grain Market News

For the Month of April  
April 26, 2018

## Negotiated Lamb - Wholesale

Item Description	(\$/lb)	Wtg Avg
Chops		
Loin	18.89 - 26.95	22.92
Rib	20.49 - 25.95	23.22
Roasts		
Rack	18.89 - 25.11	22.96
Shoulder	10.89 - 15.99	13.44
Leg, Bone-In	6.89 - 17.22	12.06
Leg, Boneless	11.89 - 18.45	15.17
Shank	7.89 - 14.83	11.36
Ground Lamb	8.29 - 18.99	13.64
Stew Meat	8.29 - 17.95	13.12

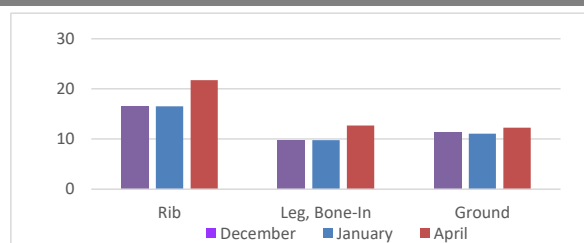
## Lamb - Direct to Consumer (Retail)

Item Description	(\$/lb)	Wtg Avg
Chops		
Loin	13.99 - 31.20	21.98
Rib	12.75 - 30.00	21.74
Roasts		
Rack	14.80 - 19.50	16.97
Sirloin	11.98 - 15.99	13.65
Shoulder	10.00 - 18.00	14.36
Leg, Bone-In	10.00 - 15.50	12.71
Leg, Boneless	10.98 - 20.00	15.74
Shank	6.00 - 17.25	10.99
Ground Lamb	6.65 - 16.00	12.25
Stew Meat	9.98 - 16.00	13.27

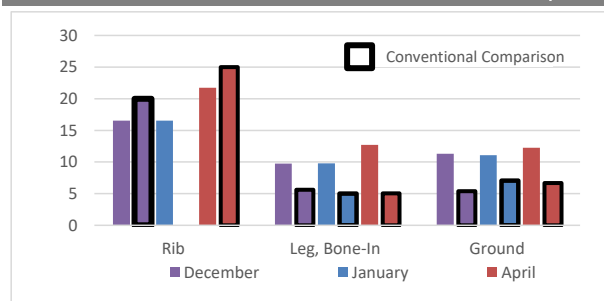
## Lamb - Direct to Consumer Carcass<sup>3</sup>

Item Description	(\$/lb)	Wtg Avg
Whole Carcass	6.00 - 11.72	8.85
Half Carcass	6.80 - 13.04	10.26

## Grass Fed Lamb Prices



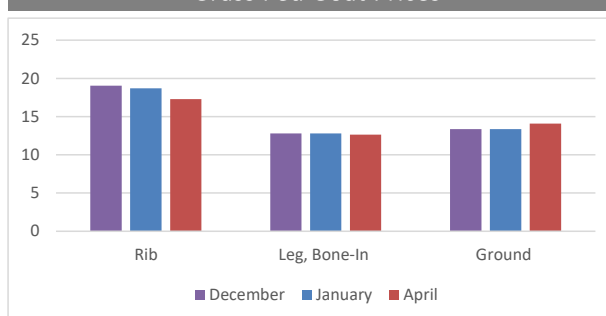
## Grass Fed Lamb v. Conventional Commodity<sup>5</sup>



## Goat - Direct to Consumer (Retail)

Item Description	(\$/lb)	Wtg Avg
Steaks		
Shank	8.00 - 9.99	9.33
Loin	17.00 - 31.00	24.00
Rib	16.00 - 18.95	17.29
Sirloin	28.00 - 28.00	28.00
Leg, Bone-In	10.95 - 15.00	12.65
Ground Goat	11.00 - 18.50	13.94
Stew Meat	9.95 - 14.89	11.89

## Grass Fed Goat Prices



## Goat - Direct to Consumer Carcass

Item Description	(\$/lb)	Wtg Avg
Whole Carcass	8.50 - 9.45	8.74
Half Carcass	14.50	14.50

## Direct to Consumer Carcass Fees<sup>4</sup>

Item Description	Each	Wtg Avg
Deposit		
Whole Carcass	50.00 - 145.00	93.27
Half Carcass	25.00 - 100.00	75.00
Processing		
Whole Carcass	27.00 - 85.00	56.00
Half Carcass	55.00	55.00

## Cost of Production<sup>6</sup>

NASS 17 State \$/AUM Grazing Fees 2017 Survey	20.20
Grazing Feed Estimates Based on Grass Hay Prices	
Good Tallgrass Pasture \$/AUM	28.00
Fair to Good Pasture \$/AUM	21.00

1. Prices in dollars per pound unless otherwise noted 2. Data for this report is derived from a sample of producers and retailers 3. Hanging weight price without processing fees 4. Fees are paid by consumers to producers directly for both grass fed lamb and goat 5. Source for Conventional Commodity prices: USDA-AMS Livestock, Poultry, and Grain Market News "National Retail Report-Lamb/Veal" 6. Animal Unit Months (AUM) conversion for goat and sheep can be found at <https://www.extension.iastate.edu/agdm/wholefarm/html/c2-23.html>