



National Weekly Fed Cattle Comprehensive

Agricultural Marketing Service

Livestock, Poultry, and Grain Market News

April 25, 2023

Weighted Average Prices

(Weekly Information from 2pm Previous Monday to 10am Current Monday; Includes Negotiated, Formula Nets, Contract Nets, & Grid Nets)"

All Steers & Heifers (Beef Type Cattle)

Purchasing Basis	% Choice	Head	Avg Price	Week Ago Change	Year Ago Change
Dressed	> 65% Choice	259,440	\$281.35	\$5.44 ↑	\$54.99 ↑
	< 65% Choice	28,652	\$274.62	\$8.18 ↑	\$56.27 ↑
	Total all Grades	288,092	\$280.68	\$5.80 ↑	\$55.26 ↑
Live	> 65% Choice	85,920	\$177.90	\$0.56 ↑	\$35.02 ↑
	< 65% Choice	8,145	\$173.10	\$1.32 ↑	\$33.27 ↑
	Total all Grades	94,065	\$177.48	\$0.55 ↑	\$34.80 ↑

Dairy Bred

Purchasing Basis	% Choice	Head	Avg Price	Week Ago Change	Year Ago Change
Dressed	> 65% Choice	20,630	\$259.57	\$7.67 ↑	\$46.68 ↑
	< 65% Choice	2,621	\$240.50	\$4.38 ↑	\$40.42 ↑
	Total all Grades	23,251	\$257.42	\$6.80 ↑	\$45.32 ↑
Live	> 65% Choice	308	\$170.15	\$9.58 ↑	\$40.44 ↑
	< 65% Choice			\$0.00 ↓	(\$130.07) ↓
	Total all Grades	308	\$170.15	\$9.58 ↑	\$40.34 ↑

Spread Comparison Values

Beef Type minus Dairy Type

(Weekly Information from 2pm Previous Monday to 10am Current Monday; Includes Negotiated, Formula Nets, Contract Nets, & Grid Nets)

Purchasing Basis	Current	Week Ago Change	Year Ago Change
Dressed	\$23.26 ↑	\$24.26 ↑	\$13.32 ↑
Live	\$7.33 ↑	\$16.36 ↑	\$12.87 ↑

Formula Net minus Negotiated

(Beef Type Cattle; All live transactions converted to a dressed price)

52 Week Rolling Average

\$1.45





National Weekly Fed Cattle Comprehensive

Agricultural Marketing Service
Livestock, Poultry, and Grain Market News

April 25, 2023

Formula Base minus Negotiated

(Beef Type Cattle; All live transactions converted to a dressed price)

52 Week Rolling Average

(\$2.48)



Formula Net minus Formula Base

(Beef Type Cattle; All live transactions converted to a dressed price)

52 Week Rolling Average

\$3.93



Grading % and Carcass Weights

(Beef Type Cattle; Includes Formula Net, Contract Net, and Grid Net; Grading % includes Choice & higher; Carcass Weight includes all grades; All live transactions converted to a dressed basis)

Grading %

83.0

Week Ago

83.5



Dressed Weight

857.1

Week Ago

859.9



Daily Formula Base Volume

Tue Apr 18

30,517

Wed Apr 19

35,405

Thu Apr 20

37,868

Fri Apr 21

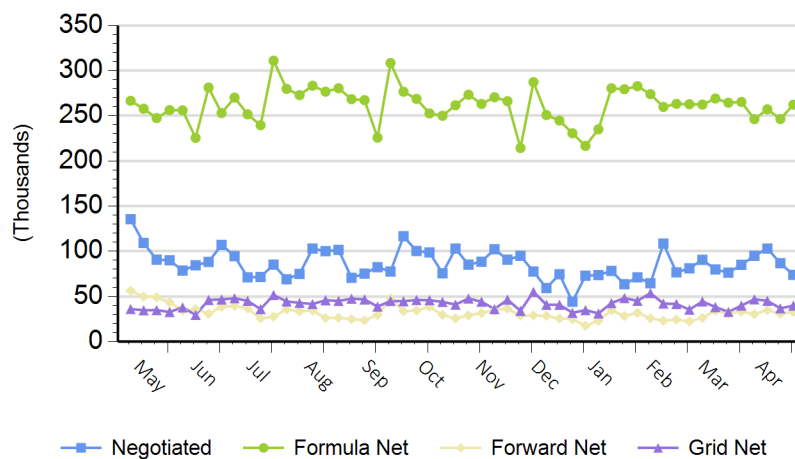
26,128

Mon Apr 24

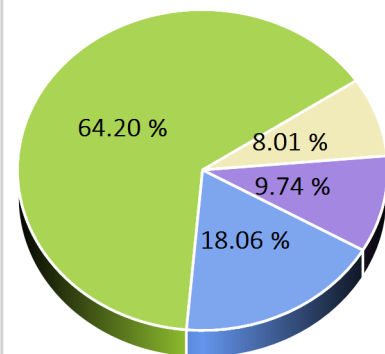
128,579

Purchasing Basis Volume

Weekly Purchasing Basis



Previous Week





National Weekly Fed Cattle Comprehensive

Agricultural Marketing Service
Livestock, Poultry, and Grain Market News

April 25, 2023

Weekly Negotiated Avg. Price by Delivery Period

(Beef Type Cattle: All live transactions converted to dressed price)

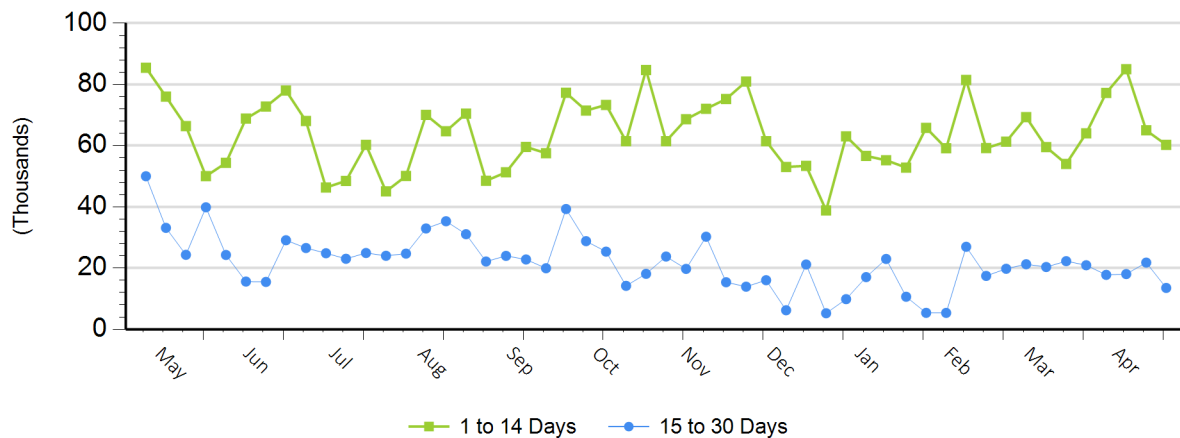
Avg Price (1 to 14 Days)

\$283.97

Avg Price (15 to 30 Days)

\$283.40

Weekly Negotiated Head Count by Delivery Period



For more Information about this report, please visit this link: [National Weekly Fed Cattle Comprehensive Overview](#)