



National Weekly Fed Cattle Comprehensive

Agricultural Marketing Service

Livestock, Poultry, and Grain Market News

April 18, 2023

Weighted Average Prices

(Weekly Information from 2pm Previous Monday to 10am Current Monday; Includes Negotiated, Formula Nets, Contract Nets, & Grid Nets)"

All Steers & Heifers (Beef Type Cattle)

Purchasing Basis	% Choice	Head	Avg Price	Week Ago Change	Year Ago Change
Dressed	> 65% Choice	251,241	\$275.91	\$6.60 ↑	\$51.41 ↑
	< 65% Choice	30,761	\$266.44	\$5.85 ↑	\$49.49 ↑
	Total all Grades	282,002	\$274.88	\$6.44 ↑	\$51.22 ↑
Live	> 65% Choice	87,836	\$177.34	\$5.43 ↑	\$35.84 ↑
	< 65% Choice	7,104	\$171.78	\$4.51 ↑	\$32.18 ↑
	Total all Grades	94,940	\$176.93	\$5.22 ↑	\$35.58 ↑

Dairy Bred

Purchasing Basis	% Choice	Head	Avg Price	Week Ago Change	Year Ago Change
Dressed	> 65% Choice	19,248	\$251.90	\$2.14 ↑	\$38.86 ↑
	< 65% Choice	1,696	\$236.12	(\$0.44) ↓	\$35.69 ↑
	Total all Grades	20,944	\$250.62	\$2.29 ↑	\$38.59 ↑
Live	> 65% Choice	730	\$160.57	\$2.03 ↑	\$32.19 ↑
	< 65% Choice			(\$148.41) ↓	(\$133.59) ↓
	Total all Grades	730	\$160.57	\$3.41 ↑	\$31.89 ↑

Spread Comparison Values

Beef Type minus Dairy Type

(Weekly Information from 2pm Previous Monday to 10am Current Monday; Includes Negotiated, Formula Nets, Contract Nets, & Grid Nets)

Purchasing Basis	Current	Week Ago Change	Year Ago Change
Dressed	\$24.26 ↑	\$20.11 ↑	\$11.63 ↑
Live	\$16.36 ↑	\$14.55 ↑	\$12.67 ↑

Formula Net minus Negotiated

(Beef Type Cattle; All live transactions converted to a dressed price)

52 Week Rolling Average

\$1.40





National Weekly Fed Cattle Comprehensive

Agricultural Marketing Service
Livestock, Poultry, and Grain Market News

April 18, 2023

Formula Base minus Negotiated

(Beef Type Cattle; All live transactions converted to a dressed price)

52 Week Rolling Average

(\$2.58)



Formula Net minus Formula Base

(Beef Type Cattle; All live transactions converted to a dressed price)

52 Week Rolling Average

\$3.98



Grading % and Carcass Weights

(Beef Type Cattle; Includes Formula Net, Contract Net, and Grid Net; Grading % includes Choice & higher; Carcass Weight includes all grades; All live transactions converted to a dressed basis)

Grading %

83.5

Week Ago

83.6



Dressed Weight

859.9

Week Ago

860.9



Daily Formula Base Voume

Tue Apr 11

26,658

Wed Apr 12

44,570

Thu Apr 13

42,324

Fri Apr 14

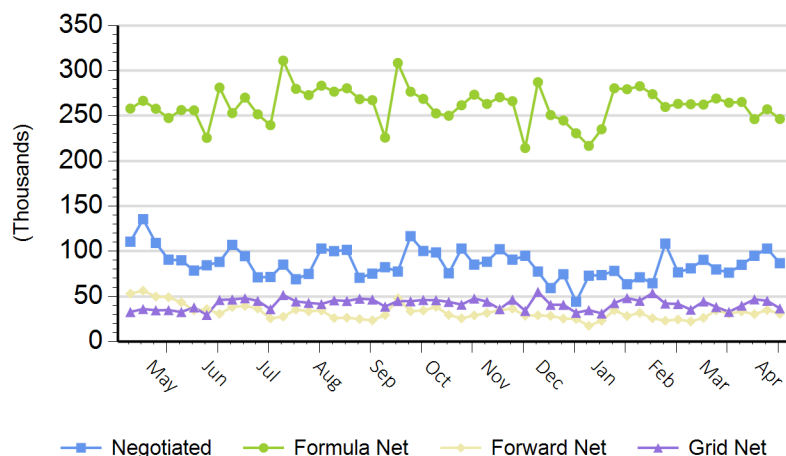
27,443

Mon Apr 17

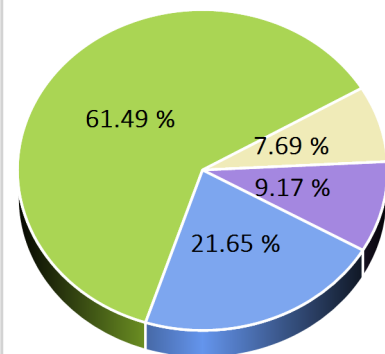
130,385

Purchasing Basis Volume

Weekly Purchasing Basis



Previous Week





National Weekly Fed Cattle Comprehensive

Agricultural Marketing Service
Livestock, Poultry, and Grain Market News

April 18, 2023

Weekly Negotiated Avg. Price by Delivery Period

(Beef Type Cattle: All live transactions converted to dressed price)

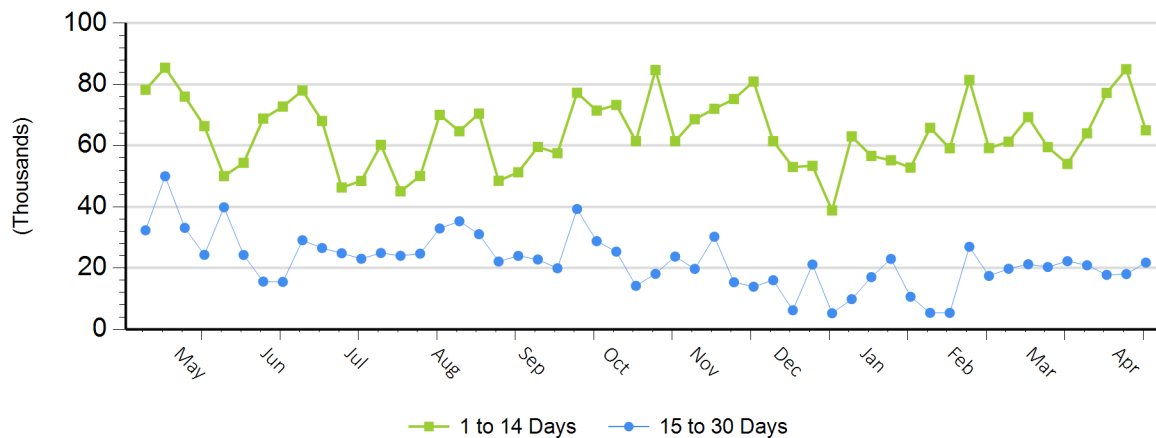
Avg Price (1 to 14 Days)

N/A

Avg Price (15 to 30 Days)

N/A

Weekly Negotiated Head Count by Delivery Period



For more Information about this report, please visit this link: [National Weekly Fed Cattle Comprehensive Overview](#)