



# National Weekly Fed Cattle Comprehensive

Agricultural Marketing Service

Livestock, Poultry, and Grain Market News

March 21, 2023

## Weighted Average Prices

(Weekly Information from 2pm Previous Monday to 10am Current Monday; Includes Negotiated, Formula Nets, Contract Nets, & Grid Nets)"

### All Steers & Heifers (Beef Type Cattle)

Purchasing Basis	% Choice	Head	Avg Price	Week Ago Change	Year Ago Change
Dressed	> 65% Choice	262,393	\$266.97	\$0.94 ↑	\$42.32 ↑
	< 65% Choice	28,269	\$259.98	\$0.33 ↑	\$40.92 ↑
	Total all Grades	290,662	\$266.29	\$0.70 ↑	\$42.11 ↑
Live	> 65% Choice	82,208	\$165.74	(\$0.55) ↓	\$25.12 ↑
	< 65% Choice	5,185	\$165.23	(\$0.10) ↓	\$26.07 ↑
	Total all Grades	87,393	\$165.71	(\$0.54) ↓	\$25.17 ↑

### Dairy Bred

Purchasing Basis	% Choice	Head	Avg Price	Week Ago Change	Year Ago Change
Dressed	> 65% Choice	20,652	\$249.65	\$0.88 ↑	\$37.78 ↑
	< 65% Choice	2,409	\$237.60	\$0.54 ↑	\$36.49 ↑
	Total all Grades	23,061	\$248.39	\$1.33 ↑	\$37.37 ↑
Live	> 65% Choice	702	\$154.41	\$0.15 ↑	\$25.57 ↑
	< 65% Choice	97	\$149.40	\$149.40 ↑	\$21.23 ↑
	Total all Grades	799	\$153.80	(\$0.46) ↓	\$25.07 ↑

## Spread Comparison Values

### Beef Type minus Dairy Type

(Weekly Information from 2pm Previous Monday to 10am Current Monday; Includes Negotiated, Formula Nets, Contract Nets, & Grid Nets)

Purchasing Basis	Current	Week Ago Change	Year Ago Change
Dressed	\$17.90 ↑	\$18.53 ↑	\$13.16 ↑
Live	\$11.91 ↑	\$11.99 ↑	\$11.81 ↑

### Formula Net minus Negotiated

(Beef Type Cattle; All live transactions converted to a dressed price)

#### 52 Week Rolling Average

\$2.35





# National Weekly Fed Cattle Comprehensive

Agricultural Marketing Service  
Livestock, Poultry, and Grain Market News

March 21, 2023

## Formula Base minus Negotiated

(Beef Type Cattle; All live transactions converted to a dressed price)

52 Week Rolling Average

(\$1.62)



## Formula Net minus Formula Base

(Beef Type Cattle; All live transactions converted to a dressed price)

52 Week Rolling Average

\$3.97



## Grading % and Carcass Weights

(Beef Type Cattle; Includes Formula Net, Contract Net, and Grid Net; Grading % includes Choice & higher; Carcass Weight includes all grades; All live transactions converted to a dressed basis)

Grading %

84.3

Week Ago

85.1



Dressed Weight

863.7

Week Ago

865.5



## Daily Formula Base Voume

Tue Mar 14

63,914

Wed Mar 15

34,007

Thu Mar 16

40,126

Fri Mar 17

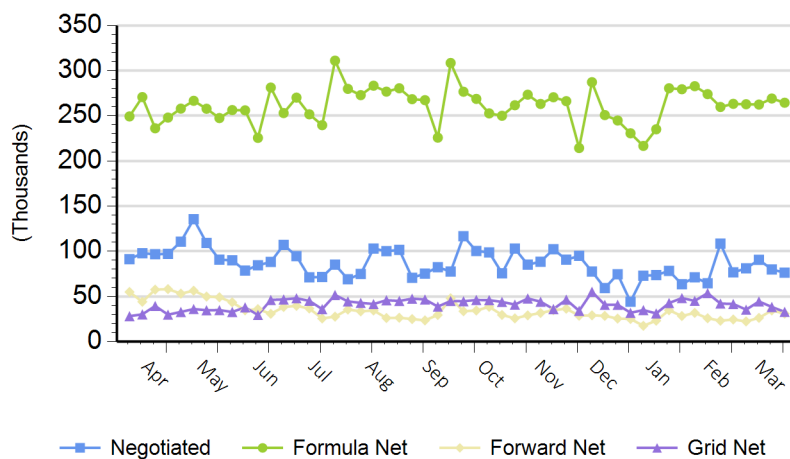
29,938

Mon Mar 20

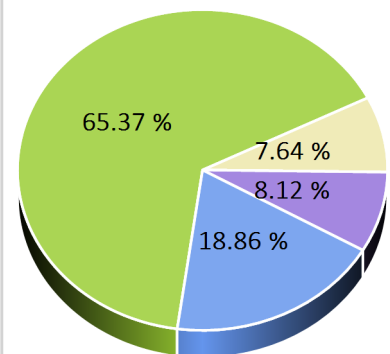
136,836

## Purchasing Basis Volume

### Weekly Purchasing Basis



### Previous Week





# National Weekly Fed Cattle Comprehensive

Agricultural Marketing Service  
Livestock, Poultry, and Grain Market News

March 21, 2023

## Weekly Negotiated Avg. Price by Delivery Period

(Beef Type Cattle: All live transactions converted to dressed price)

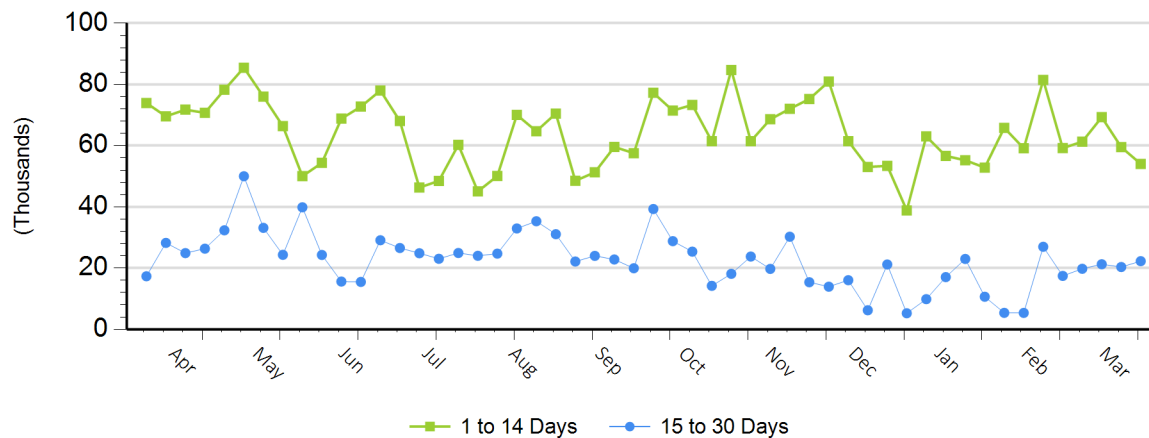
Avg Price (1 to 14 Days)

\$262.03

Avg Price (15 to 30 Days)

\$262.59

## Weekly Negotiated Head Count by Delivery Period



For more Information about this report, please visit this link: [National Weekly Fed Cattle Comprehensive Overview](#)