



# National Weekly Fed Cattle Comprehensive

Agricultural Marketing Service

Livestock, Poultry, and Grain Market News

March 07, 2023

## Weighted Average Prices

(Weekly Information from 2pm Previous Monday to 10am Current Monday; Includes Negotiated, Formula Nets, Contract Nets, & Grid Nets)"

### All Steers & Heifers (Beef Type Cattle)

Purchasing Basis	% Choice	Head	Avg Price	Week Ago Change	Year Ago Change
Dressed	> 65% Choice	268,891	\$262.82	\$2.72 ↑	\$35.06 ↑
	< 65% Choice	25,238	\$256.53	\$2.55 ↑	\$32.39 ↑
	Total all Grades	294,129	\$262.28	\$2.68 ↑	\$34.84 ↑
Live	> 65% Choice	102,114	\$165.58	\$1.78 ↑	\$22.89 ↑
	< 65% Choice	4,695	\$164.12	\$1.28 ↑	\$22.25 ↑
	Total all Grades	106,809	\$165.51	\$1.76 ↑	\$22.87 ↑

### Dairy Bred

Purchasing Basis	% Choice	Head	Avg Price	Week Ago Change	Year Ago Change
Dressed	> 65% Choice	18,746	\$246.15	\$1.39 ↑	\$34.08 ↑
	< 65% Choice	2,263	\$233.68	\$3.80 ↑	\$34.71 ↑
	Total all Grades	21,009	\$244.80	\$1.41 ↑	\$33.43 ↑
Live	> 65% Choice	812	\$151.98	\$1.58 ↑	\$18.11 ↑
	< 65% Choice			(\$149.15) ↓	(\$135.46) ↓
	Total all Grades	812	\$151.98	\$1.78 ↑	\$17.86 ↑

## Spread Comparison Values

### Beef Type minus Dairy Type

(Weekly Information from 2pm Previous Monday to 10am Current Monday; Includes Negotiated, Formula Nets, Contract Nets, & Grid Nets)

Purchasing Basis	Current	Week Ago Change	Year Ago Change
Dressed	\$17.48 ↑	\$16.21 ↑	\$16.07 ↑
Live	\$13.53 ↑	\$13.55 ↑	\$8.52 ↑

### Formula Net minus Negotiated

(Beef Type Cattle; All live transactions converted to a dressed price)

### 52 Week Rolling Average

\$2.25





# National Weekly Fed Cattle Comprehensive

Agricultural Marketing Service  
Livestock, Poultry, and Grain Market News

March 07, 2023

## Formula Base minus Negotiated

(Beef Type Cattle; All live transactions converted to a dressed price)

52 Week Rolling Average

(\$1.71)



## Formula Net minus Formula Base

(Beef Type Cattle; All live transactions converted to a dressed price)

52 Week Rolling Average

\$3.96



## Grading % and Carcass Weights

(Beef Type Cattle; Includes Formula Net, Contract Net, and Grid Net; Grading % includes Choice & higher; Carcass Weight includes all grades; All live transactions converted to a dressed basis)

Grading %

84.9

Week Ago

85.2



Dressed Weight

870.3

Week Ago

868.3



## Daily Formula Base Voume

Tue Feb 28

27,367

Wed Mar 01

30,741

Thu Mar 02

37,921

Fri Mar 03

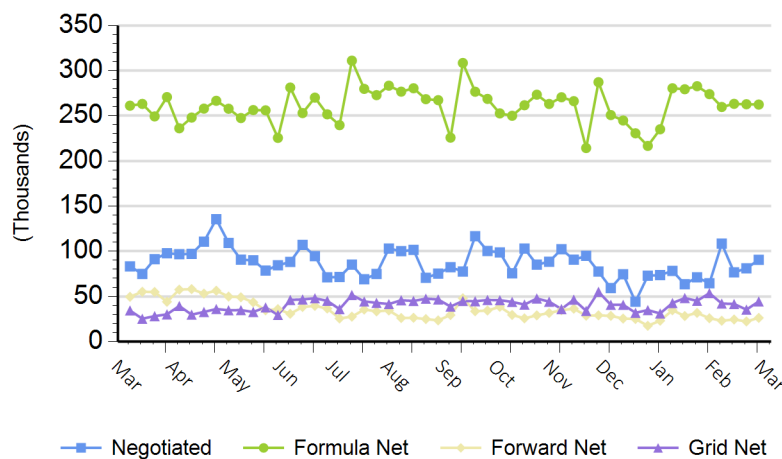
28,592

Mon Mar 06

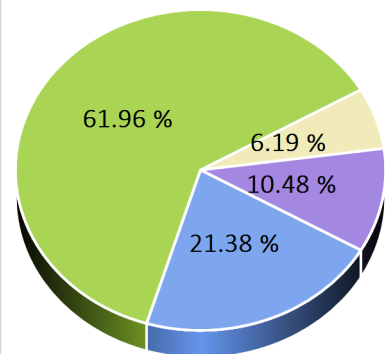
144,899

## Purchasing Basis Volume

### Weekly Purchasing Basis



### Previous Week





# National Weekly Fed Cattle Comprehensive

Agricultural Marketing Service  
Livestock, Poultry, and Grain Market News

March 07, 2023

## Weekly Negotiated Avg. Price by Delivery Period

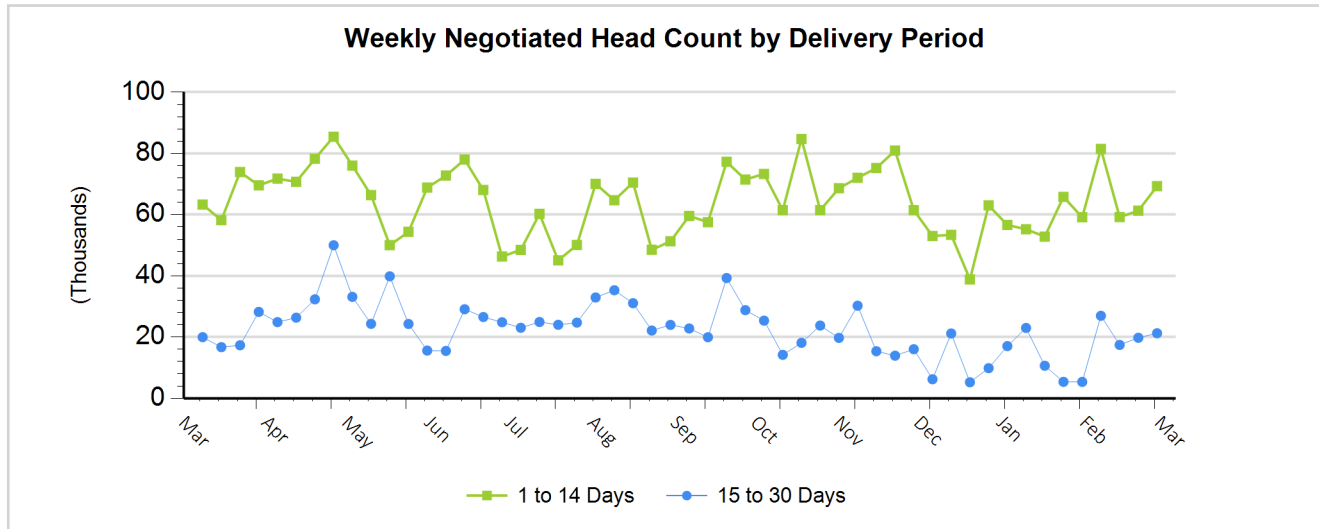
(Beef Type Cattle: All live transactions converted to dressed price)

Avg Price (1 to 14 Days)

\$263.23

Avg Price (15 to 30 Days)

\$262.11



For more Information about this report, please visit this link: [National Weekly Fed Cattle Comprehensive Overview](#)