



National Weekly Fed Cattle Comprehensive

Agricultural Marketing Service

Livestock, Poultry, and Grain Market News

February 21, 2023

Weighted Average Prices

(Weekly Information from 2pm Previous Monday to 10am Current Monday; Includes Negotiated, Formula Nets, Contract Nets, & Grid Nets)"

All Steers & Heifers (Beef Type Cattle)

Purchasing Basis	% Choice	Head	Avg Price	Week Ago Change	Year Ago Change
Dressed	> 65% Choice	265,174	\$257.17	\$2.21 ↑	\$32.13 ↑
	< 65% Choice	18,247	\$251.27	\$3.15 ↑	\$30.05 ↑
	Total all Grades	283,421	\$256.79	\$2.23 ↑	\$32.08 ↑
Live	> 65% Choice	97,075	\$161.84	\$2.16 ↑	\$19.83 ↑
	< 65% Choice	1,598	\$160.57	\$1.18 ↑	\$19.96 ↑
	Total all Grades	98,673	\$161.82	\$2.15 ↑	\$19.89 ↑

Dairy Bred

Purchasing Basis	% Choice	Head	Avg Price	Week Ago Change	Year Ago Change
Dressed	> 65% Choice	19,499	\$243.28	\$3.33 ↑	\$34.72 ↑
	< 65% Choice	1,720	\$231.26	\$2.44 ↑	\$35.00 ↑
	Total all Grades	21,219	\$242.30	\$3.45 ↑	\$34.86 ↑
Live	> 65% Choice	1,001	\$146.40	\$2.93 ↑	\$16.28 ↑
	< 65% Choice	327	\$144.69	(\$3.48) ↓	\$10.34 ↑
	Total all Grades	1,328	\$145.98	\$2.36 ↑	\$15.27 ↑

Spread Comparison Values

Beef Type minus Dairy Type

(Weekly Information from 2pm Previous Monday to 10am Current Monday; Includes Negotiated, Formula Nets, Contract Nets, & Grid Nets)

Purchasing Basis	Current	Week Ago Change	Year Ago Change
Dressed	\$14.49 ↑	\$15.71 ↑	\$17.27 ↑
Live	\$15.84 ↑	\$16.05 ↑	\$11.22 ↑

Formula Net minus Negotiated

(Beef Type Cattle; All live transactions converted to a dressed price)

52 Week Rolling Average

\$2.30





National Weekly Fed Cattle Comprehensive

Agricultural Marketing Service
Livestock, Poultry, and Grain Market News

February 21, 2023

Formula Base minus Negotiated

(Beef Type Cattle; All live transactions converted to a dressed price)

52 Week Rolling Average

(\$1.63)



Formula Net minus Formula Base

(Beef Type Cattle; All live transactions converted to a dressed price)

52 Week Rolling Average

\$3.93



Grading % and Carcass Weights

(Beef Type Cattle; Includes Formula Net, Contract Net, and Grid Net; Grading % includes Choice & higher; Carcass Weight includes all grades; All live transactions converted to a dressed basis)

Grading %

85.4

Week Ago

85.8



Dressed Weight

872.6

Week Ago

870.3



Daily Formula Base Voume

Tue Feb 14

27,996

Wed Feb 15

34,027

Thu Feb 16

36,434

Fri Feb 17

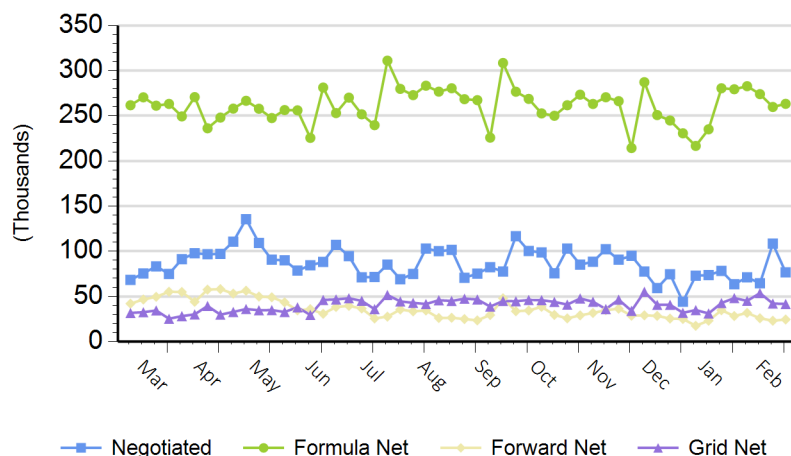
28,463

Mon Feb 20

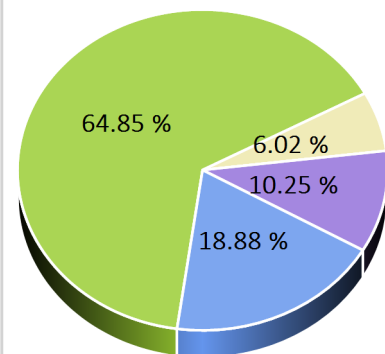
142,197

Purchasing Basis Volume

Weekly Purchasing Basis



Previous Week





National Weekly Fed Cattle Comprehensive

Agricultural Marketing Service
Livestock, Poultry, and Grain Market News

February 21, 2023

Weekly Negotiated Avg. Price by Delivery Period

(Beef Type Cattle: All live transactions converted to dressed price)

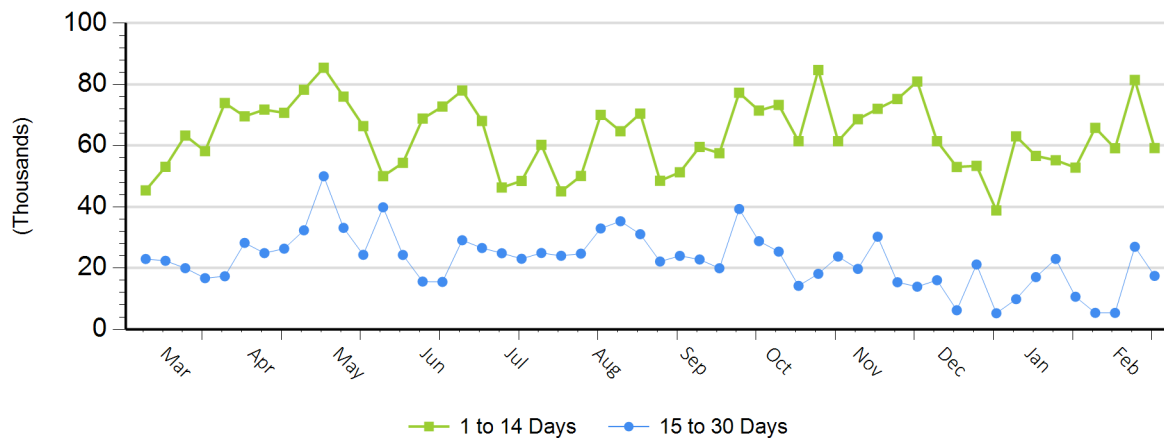
Avg Price (1 to 14 Days)

\$256.94

Avg Price (15 to 30 Days)

\$256.74

Weekly Negotiated Head Count by Delivery Period



For more Information about this report, please visit this link: [National Weekly Fed Cattle Comprehensive Overview](#)