



National Weekly Fed Cattle Comprehensive

Agricultural Marketing Service

Livestock, Poultry, and Grain Market News

February 14, 2023

Weighted Average Prices

(Weekly Information from 2pm Previous Monday to 10am Current Monday; Includes Negotiated, Formula Nets, Contract Nets, & Grid Nets)"

All Steers & Heifers (Beef Type Cattle)

Purchasing Basis	% Choice	Head	Avg Price	Week Ago Change	Year Ago Change
Dressed	> 65% Choice	275,032	\$254.96	\$1.86 ↑	\$32.33 ↑
	< 65% Choice	17,372	\$248.12	\$3.13 ↑	\$29.92 ↑
	Total all Grades	292,404	\$254.56	\$2.03 ↑	\$32.19 ↑
Live	> 65% Choice	114,897	\$159.68	\$0.94 ↑	\$18.99 ↑
	< 65% Choice	4,358	\$159.39	\$2.80 ↑	\$20.29 ↑
	Total all Grades	119,255	\$159.67	\$1.02 ↑	\$19.05 ↑

Dairy Bred

Purchasing Basis	% Choice	Head	Avg Price	Week Ago Change	Year Ago Change
Dressed	> 65% Choice	16,716	\$239.95	(\$0.79) ↓	\$31.23 ↑
	< 65% Choice	1,820	\$228.82	\$4.41 ↑	\$30.98 ↑
	Total all Grades	18,536	\$238.85	(\$0.21) ↓	\$30.98 ↑
Live	> 65% Choice	1,173	\$143.47	(\$1.05) ↓	\$14.17 ↑
	< 65% Choice	38	\$148.17	\$3.95 ↑	\$15.54 ↑
	Total all Grades	1,211	\$143.62	(\$0.88) ↓	\$13.50 ↑

Spread Comparison Values

Beef Type minus Dairy Type

(Weekly Information from 2pm Previous Monday to 10am Current Monday; Includes Negotiated, Formula Nets, Contract Nets, & Grid Nets)

Purchasing Basis	Current	Week Ago Change	Year Ago Change
Dressed	\$15.71 ↑	\$13.47 ↑	\$14.50 ↑
Live	\$16.05 ↑	\$14.15 ↑	\$10.50 ↑

Formula Net minus Negotiated

(Beef Type Cattle; All live transactions converted to a dressed price)

52 Week Rolling Average

\$2.24





National Weekly Fed Cattle Comprehensive

Agricultural Marketing Service
Livestock, Poultry, and Grain Market News

February 14, 2023

Formula Base minus Negotiated

(Beef Type Cattle; All live transactions converted to a dressed price)

52 Week Rolling Average

(\$1.68)



Formula Net minus Formula Base

(Beef Type Cattle; All live transactions converted to a dressed price)

52 Week Rolling Average

\$3.92



Grading % and Carcass Weights

(Beef Type Cattle; Includes Formula Net, Contract Net, and Grid Net; Grading % includes Choice & higher; Carcass Weight includes all grades; All live transactions converted to a dressed basis)

Grading %

85.8

Week Ago

84.9



Dressed Weight

870.3

Week Ago

871.6



Daily Formula Base Volume

Tue Feb 07

53,091

Wed Feb 08

22,599

Thu Feb 09

39,374

Fri Feb 10

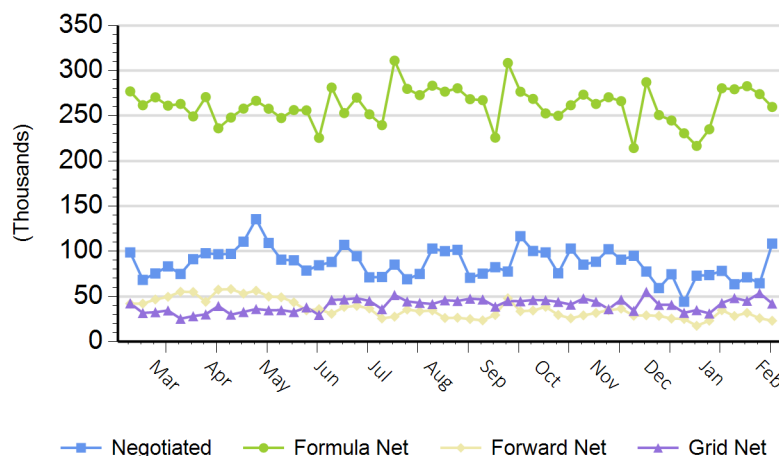
27,312

Mon Feb 13

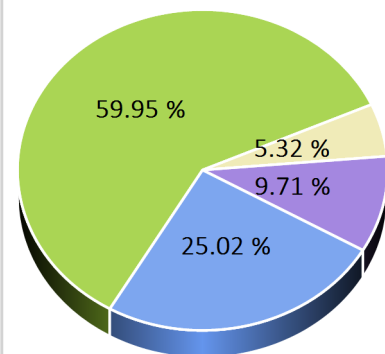
142,444

Purchasing Basis Volume

Weekly Purchasing Basis



Previous Week





National Weekly Fed Cattle Comprehensive

Agricultural Marketing Service
Livestock, Poultry, and Grain Market News

February 14, 2023

Weekly Negotiated Avg. Price by Delivery Period

(Beef Type Cattle: All live transactions converted to dressed price)

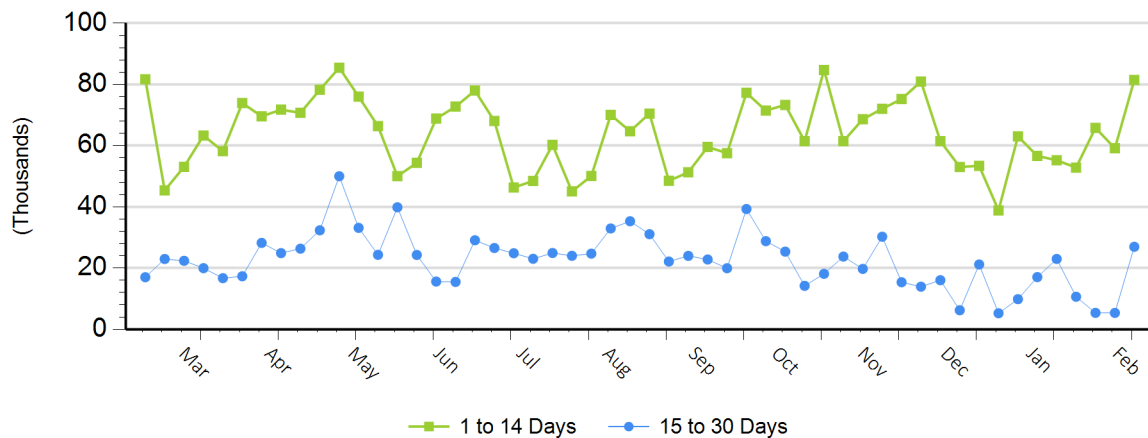
Avg Price (1 to 14 Days)

\$254.42

Avg Price (15 to 30 Days)

\$253.77

Weekly Negotiated Head Count by Delivery Period



For more Information about this report, please visit this link: [National Weekly Fed Cattle Comprehensive Overview](#)