



National Weekly Fed Cattle Comprehensive

Agricultural Marketing Service

Livestock, Poultry, and Grain Market News

February 07, 2023

Weighted Average Prices

(Weekly Information from 2pm Previous Monday to 10am Current Monday; Includes Negotiated, Formula Nets, Contract Nets, & Grid Nets)"

All Steers & Heifers (Beef Type Cattle)

Purchasing Basis	% Choice	Head	Avg Price	Week Ago Change	Year Ago Change
Dressed	> 65% Choice	280,966	\$253.10	(\$0.65) ↓	\$32.34 ↑
	< 65% Choice	20,952	\$244.99	(\$0.33) ↓	\$30.13 ↑
	Total all Grades	301,918	\$252.53	(\$0.52) ↓	\$32.19 ↑
Live	> 65% Choice	88,073	\$158.74	\$1.04 ↑	\$19.26 ↑
	< 65% Choice	3,888	\$156.59	\$0.77 ↑	\$17.89 ↑
	Total all Grades	91,961	\$158.65	\$1.06 ↑	\$19.21 ↑

Dairy Bred

Purchasing Basis	% Choice	Head	Avg Price	Week Ago Change	Year Ago Change
Dressed	> 65% Choice	18,313	\$240.74	\$0.57 ↑	\$34.94 ↑
	< 65% Choice	2,100	\$224.41	(\$0.69) ↓	\$35.59 ↑
	Total all Grades	20,413	\$239.06	(\$0.10) ↓	\$33.94 ↑
Live	> 65% Choice	1,251	\$144.52	(\$2.75) ↓	\$18.51 ↑
	< 65% Choice	101	\$144.22	(\$4.45) ↓	\$13.77 ↑
	Total all Grades	1,352	\$144.50	(\$2.90) ↓	\$17.86 ↑

Spread Comparison Values

Beef Type minus Dairy Type

(Weekly Information from 2pm Previous Monday to 10am Current Monday; Includes Negotiated, Formula Nets, Contract Nets, & Grid Nets)

Purchasing Basis	Current	Week Ago Change	Year Ago Change
Dressed	\$13.47 ↑	\$13.89 ↑	\$15.22 ↑
Live	\$14.15 ↑	\$10.19 ↑	\$12.80 ↑

Formula Net minus Negotiated

(Beef Type Cattle; All live transactions converted to a dressed price)

52 Week Rolling Average

\$2.35





National Weekly Fed Cattle Comprehensive

Agricultural Marketing Service
Livestock, Poultry, and Grain Market News

February 07, 2023

Formula Base minus Negotiated

(Beef Type Cattle; All live transactions converted to a dressed price)

52 Week Rolling Average

(\$1.52)



Formula Net minus Formula Base

(Beef Type Cattle; All live transactions converted to a dressed price)

52 Week Rolling Average

\$3.87



Grading % and Carcass Weights

(Beef Type Cattle; Includes Formula Net, Contract Net, and Grid Net; Grading % includes Choice & higher; Carcass Weight includes all grades; All live transactions converted to a dressed basis)

Grading %

84.9

Week Ago

84.9



Dressed Weight

871.6

Week Ago

883.7



Daily Formula Base Voume

Tue Jan 31

33,059

Wed Feb 01

34,858

Thu Feb 02

34,067

Fri Feb 03

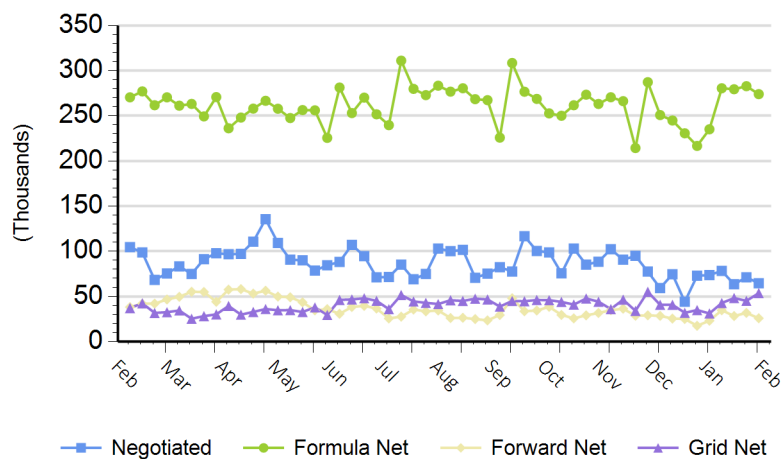
31,092

Mon Feb 06

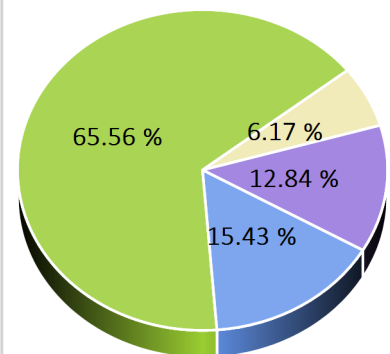
122,998

Purchasing Basis Volume

Weekly Purchasing Basis



Previous Week





National Weekly Fed Cattle Comprehensive

Agricultural Marketing Service
Livestock, Poultry, and Grain Market News

February 07, 2023

Weekly Negotiated Avg. Price by Delivery Period

(Beef Type Cattle: All live transactions converted to dressed price)

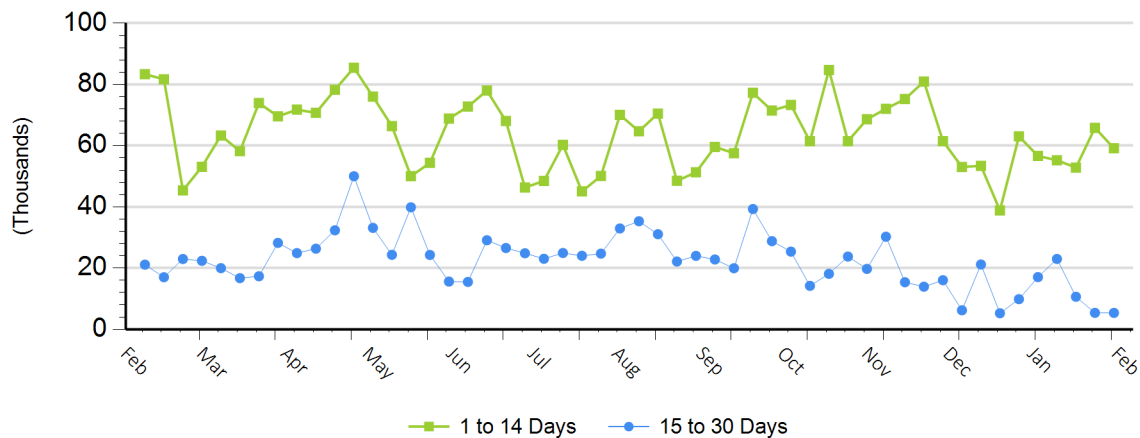
Avg Price (1 to 14 Days)

\$251.84

Avg Price (15 to 30 Days)

\$250.76

Weekly Negotiated Head Count by Delivery Period



For more Information about this report, please visit this link: [National Weekly Fed Cattle Comprehensive Overview](#)