



# National Weekly Fed Cattle Comprehensive

Agricultural Marketing Service

Livestock, Poultry, and Grain Market News

January 31, 2023

## Weighted Average Prices

(Weekly Information from 2pm Previous Monday to 10am Current Monday; Includes Negotiated, Formula Nets, Contract Nets, & Grid Nets)"

### All Steers & Heifers (Beef Type Cattle)

| Purchasing Basis | % Choice         | Head    | Avg Price | Week Ago Change | Year Ago Change |
|------------------|------------------|---------|-----------|-----------------|-----------------|
| Dressed          | > 65% Choice     | 282,710 | \$253.75  | (\$1.75) ↓      | \$33.34 ↑       |
|                  | < 65% Choice     | 25,397  | \$245.32  | (\$1.05) ↓      | \$30.16 ↑       |
|                  | Total all Grades | 308,107 | \$253.05  | (\$1.72) ↓      | \$33.04 ↑       |
| Live             | > 65% Choice     | 93,012  | \$157.70  | (\$0.79) ↓      | \$19.28 ↑       |
|                  | < 65% Choice     | 5,495   | \$155.82  | (\$0.26) ↓      | \$18.60 ↑       |
|                  | Total all Grades | 98,507  | \$157.59  | (\$0.85) ↓      | \$19.22 ↑       |

### Dairy Bred

| Purchasing Basis | % Choice         | Head   | Avg Price | Week Ago Change | Year Ago Change |
|------------------|------------------|--------|-----------|-----------------|-----------------|
| Dressed          | > 65% Choice     | 19,177 | \$240.17  | (\$1.46) ↓      | \$32.87 ↑       |
|                  | < 65% Choice     | 1,366  | \$225.10  | (\$1.43) ↓      | \$28.19 ↑       |
|                  | Total all Grades | 20,543 | \$239.16  | (\$0.96) ↓      | \$32.45 ↑       |
| Live             | > 65% Choice     | 1,105  | \$147.27  | \$2.23 ↑        | \$19.14 ↑       |
|                  | < 65% Choice     | 108    | \$148.67  | \$3.15 ↑        | \$17.67 ↑       |
|                  | Total all Grades | 1,213  | \$147.40  | \$2.26 ↑        | \$19.06 ↑       |

## Spread Comparison Values

### Beef Type minus Dairy Type

(Weekly Information from 2pm Previous Monday to 10am Current Monday; Includes Negotiated, Formula Nets, Contract Nets, & Grid Nets)

| Purchasing Basis | Current   | Week Ago Change | Year Ago Change |
|------------------|-----------|-----------------|-----------------|
| Dressed          | \$13.89 ↑ | \$14.65 ↑       | \$13.30 ↑       |
| Live             | \$10.19 ↑ | \$13.30 ↑       | \$10.03 ↑       |

### Formula Net minus Negotiated

(Beef Type Cattle; All live transactions converted to a dressed price)

#### 52 Week Rolling Average

\$2.20





# National Weekly Fed Cattle Comprehensive

Agricultural Marketing Service  
Livestock, Poultry, and Grain Market News

January 31, 2023

## Formula Base minus Negotiated

(Beef Type Cattle; All live transactions converted to a dressed price)

52 Week Rolling Average

(\$1.66)



## Formula Net minus Formula Base

(Beef Type Cattle; All live transactions converted to a dressed price)

52 Week Rolling Average

\$3.86



## Grading % and Carcass Weights

(Beef Type Cattle; Includes Formula Net, Contract Net, and Grid Net; Grading % includes Choice & higher; Carcass Weight includes all grades; All live transactions converted to a dressed basis)

Grading %

84.9

Week Ago

84.5



Dressed Weight

883.7

Week Ago

880.9



## Daily Formula Base Voume

Tue Jan 24

32,131

Wed Jan 25

28,756

Thu Jan 26

36,869

Fri Jan 27

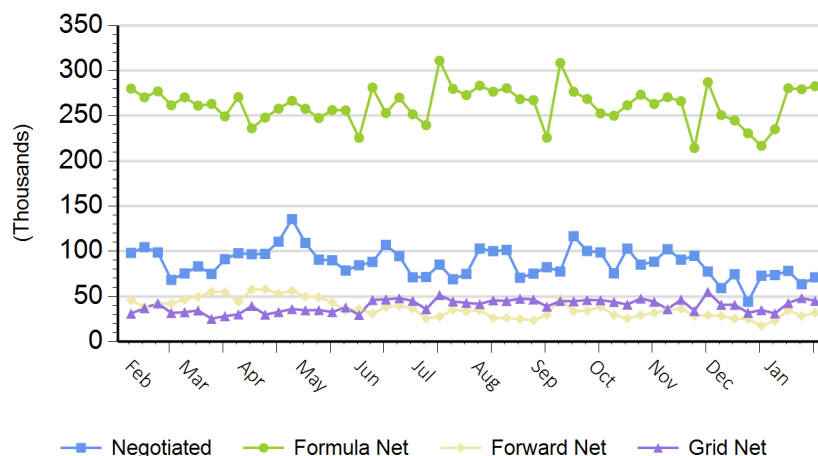
25,970

Mon Jan 30

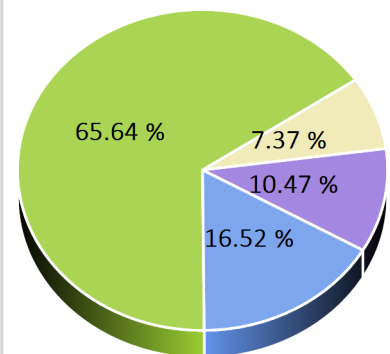
146,169

## Purchasing Basis Volume

### Weekly Purchasing Basis



### Previous Week





# National Weekly Fed Cattle Comprehensive

Agricultural Marketing Service  
Livestock, Poultry, and Grain Market News

January 31, 2023

## Weekly Negotiated Avg. Price by Delivery Period

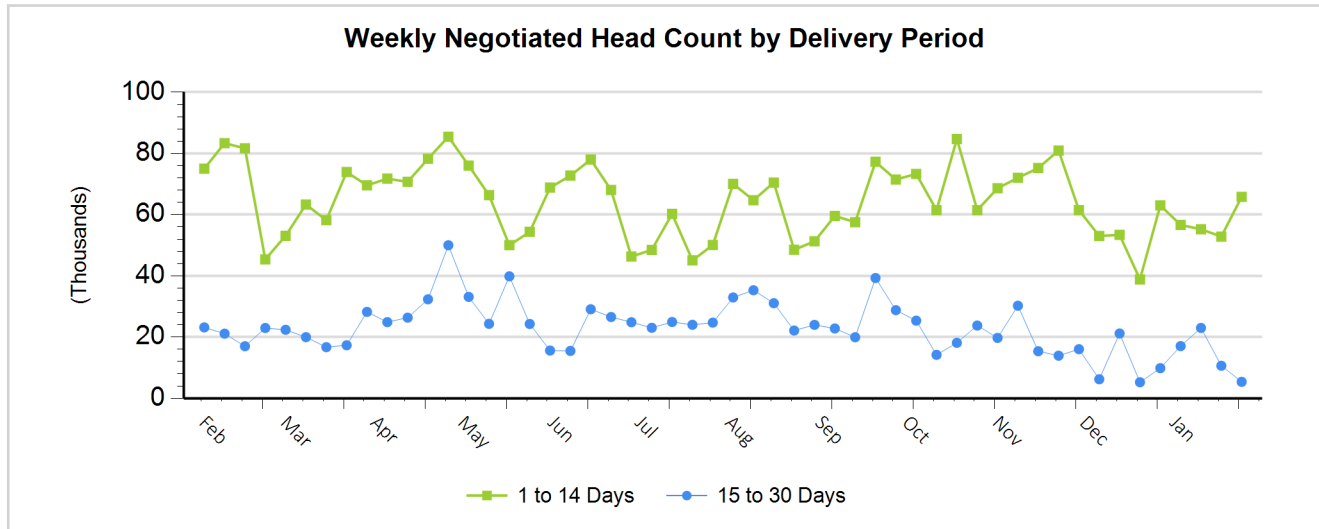
(Beef Type Cattle: All live transactions converted to dressed price)

Avg Price (1 to 14 Days)

\$248.03

Avg Price (15 to 30 Days)

\$245.22



For more Information about this report, please visit this link: [National Weekly Fed Cattle Comprehensive Overview](#)