



# National Weekly Fed Cattle Comprehensive

Agricultural Marketing Service

Livestock, Poultry, and Grain Market News

December 28, 2022

## Weighted Average Prices

(Weekly Information from 2pm Previous Monday to 10am Current Monday; Includes Negotiated, Formula Nets, Contract Nets, & Grid Nets)"

### All Steers & Heifers (Beef Type Cattle)

Purchasing Basis	% Choice	Head	Avg Price	Week Ago Change	Year Ago Change
Dressed	> 65% Choice	216,669	\$252.34	(\$0.04) ↓	\$28.67 ↑
	< 65% Choice	24,603	\$243.31	(\$0.17) ↓	\$25.33 ↑
	Total all Grades	241,272	\$251.42	(\$0.20) ↓	\$28.23 ↑
Live	> 65% Choice	64,471	\$157.60	\$0.66 ↑	\$18.46 ↑
	< 65% Choice	3,486	\$155.74	\$0.62 ↑	\$16.92 ↑
	Total all Grades	67,957	\$157.51	\$0.67 ↑	\$18.38 ↑

### Dairy Bred

Purchasing Basis	% Choice	Head	Avg Price	Week Ago Change	Year Ago Change
Dressed	> 65% Choice	16,566	\$237.26	\$1.12 ↑	\$32.98 ↑
	< 65% Choice	1,692	\$217.58	(\$4.99) ↓	\$22.64 ↑
	Total all Grades	18,258	\$235.44	\$0.30 ↑	\$32.09 ↑
Live	> 65% Choice	1,077	\$151.20	\$8.70 ↑	\$23.70 ↑
	< 65% Choice	234	\$150.69	\$2.71 ↑	\$19.74 ↑
	Total all Grades	1,311	\$151.11	\$7.89 ↑	\$22.62 ↑

## Spread Comparison Values

### Beef Type minus Dairy Type

(Weekly Information from 2pm Previous Monday to 10am Current Monday; Includes Negotiated, Formula Nets, Contract Nets, & Grid Nets)

Purchasing Basis	Current	Week Ago Change	Year Ago Change
Dressed	\$15.98 ↑	\$16.48 ↑	\$19.84 ↑
Live	\$6.40 ↑	\$13.62 ↑	\$10.64 ↑

### Formula Net minus Negotiated

(Beef Type Cattle; All live transactions converted to a dressed price)

#### 52 Week Rolling Average

\$1.50





# National Weekly Fed Cattle Comprehensive

Agricultural Marketing Service  
Livestock, Poultry, and Grain Market News

December 28, 2022

## Formula Base minus Negotiated

(Beef Type Cattle; All live transactions converted to a dressed price)

52 Week Rolling Average

(\$2.20)



## Formula Net minus Formula Base

(Beef Type Cattle; All live transactions converted to a dressed price)

52 Week Rolling Average

\$3.70



## Grading % and Carcass Weights

(Beef Type Cattle; Includes Formula Net, Contract Net, and Grid Net; Grading % includes Choice & higher; Carcass Weight includes all grades; All live transactions converted to a dressed basis)

Grading %

83.0

Week Ago

83.3



Dressed Weight

892.3

Week Ago

894.2



## Daily Formula Base Volume

Tue Dec 20

22,034

Wed Dec 21

33,078

Thu Dec 22

33,698

Fri Dec 23

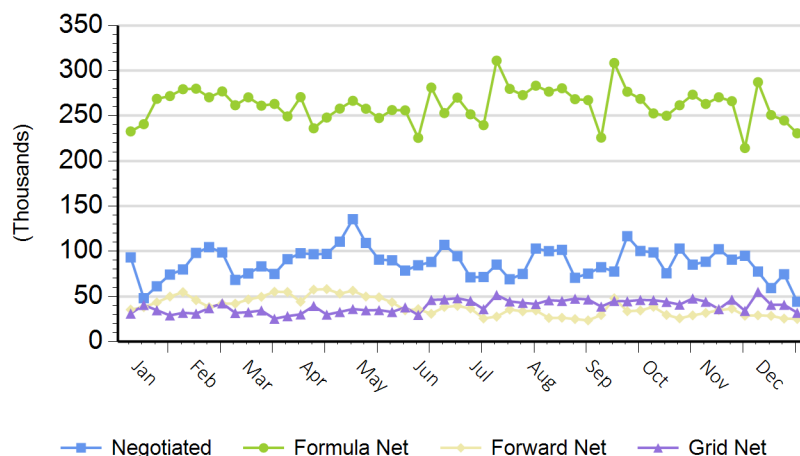
27,608

Mon Dec 26

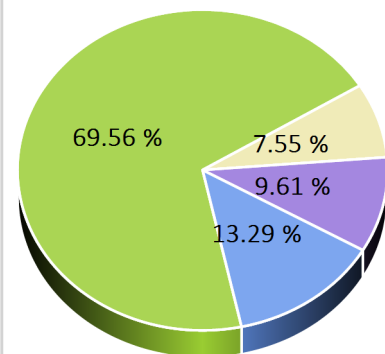
12,743

## Purchasing Basis Volume

### Weekly Purchasing Basis



### Previous Week





# National Weekly Fed Cattle Comprehensive

Agricultural Marketing Service  
Livestock, Poultry, and Grain Market News

December 28, 2022

## Weekly Negotiated Avg. Price by Delivery Period

(Beef Type Cattle: All live transactions converted to dressed price)

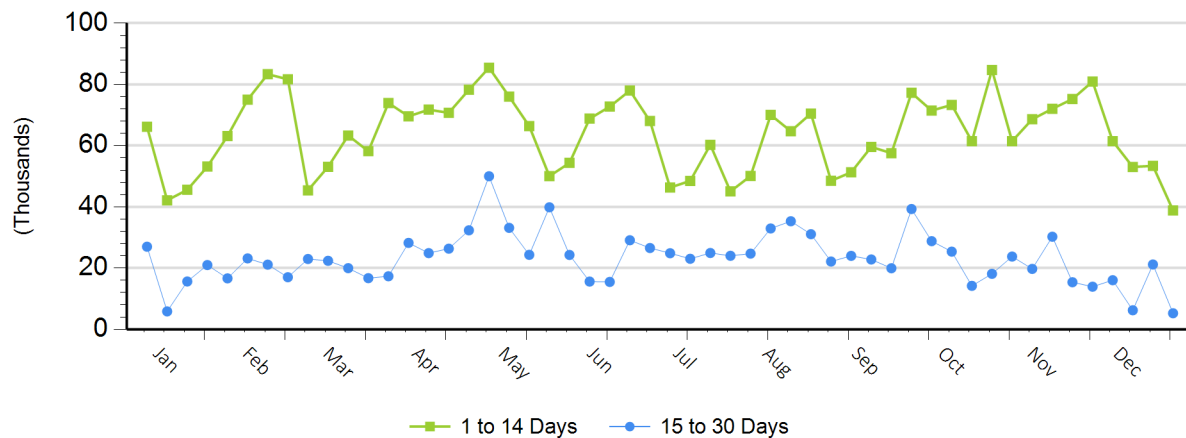
Avg Price (1 to 14 Days)

\$248.32

Avg Price (15 to 30 Days)

\$247.89

## Weekly Negotiated Head Count by Delivery Period



For more Information about this report, please visit this link: [National Weekly Fed Cattle Comprehensive Overview](#)