



National Weekly Fed Cattle Comprehensive

Agricultural Marketing Service
Livestock, Poultry, and Grain Market News

December 06, 2022

Weighted Average Prices

(Weekly Information from 2pm Previous Monday to 10am Current Monday; Includes Negotiated, Formula Nets, Contract Nets, & Grid Nets)"

All Steers & Heifers (Beef Type Cattle)

Purchasing Basis	% Choice	Head	Avg Price	Week Ago Change	Year Ago Change
Dressed	> 65% Choice	282,736	\$248.59	\$2.16 ↑	\$30.18 ↑
	< 65% Choice	30,759	\$239.69	\$4.01 ↑	\$26.73 ↑
	Total all Grades	313,495	\$247.72	\$2.63 ↑	\$29.97 ↑
Live	> 65% Choice	98,394	\$156.52	\$0.97 ↑	\$16.69 ↑
	< 65% Choice	8,834	\$152.92	\$0.62 ↑	\$15.10 ↑
	Total all Grades	107,228	\$156.22	\$0.86 ↑	\$16.54 ↑

Dairy Bred

Purchasing Basis	% Choice	Head	Avg Price	Week Ago Change	Year Ago Change
Dressed	> 65% Choice	20,071	\$235.14	\$2.89 ↑	\$34.12 ↑
	< 65% Choice	2,672	\$219.36	\$0.39 ↑	\$34.01 ↑
	Total all Grades	22,743	\$233.28	\$3.24 ↑	\$33.63 ↑
Live	> 65% Choice	1,855	\$146.85	\$5.45 ↑	\$18.76 ↑
	< 65% Choice	34	\$147.89	\$7.56 ↑	\$16.22 ↑
	Total all Grades	1,889	\$146.87	\$5.68 ↑	\$18.55 ↑

Spread Comparison Values

Beef Type minus Dairy Type

(Weekly Information from 2pm Previous Monday to 10am Current Monday; Includes Negotiated, Formula Nets, Contract Nets, & Grid Nets)

Purchasing Basis	Current	Week Ago Change	Year Ago Change
Dressed	\$14.44 ↑	\$15.05 ↑	\$18.10 ↑
Live	\$9.35 ↑	\$14.17 ↑	\$11.36 ↑

Formula Net minus Negotiated

(Beef Type Cattle; All live transactions converted to a dressed price)

52 Week Rolling Average

\$1.16 ↑



Formula Base minus Negotiated

(Beef Type Cattle; All live transactions converted to a dressed price)

52 Week Rolling Average

(\$2.56)



Formula Net minus Formula Base

(Beef Type Cattle; All live transactions converted to a dressed price)

52 Week Rolling Average

\$3.72



Grading % and Carcass Weights

(Beef Type Cattle; Includes Formula Net, Contract Net, and Grid Net; Grading % includes Choice & higher; Carcass Weight includes all grades; All live transactions converted to a dressed basis)

Grading %

81.6

Week Ago

81.1



Dressed Weight

888.7

Week Ago

896.0



Daily Formula Base Voume

Tue Nov 29

32,933

Wed Nov 30

32,124

Thu Dec 01

39,805

Fri Dec 02

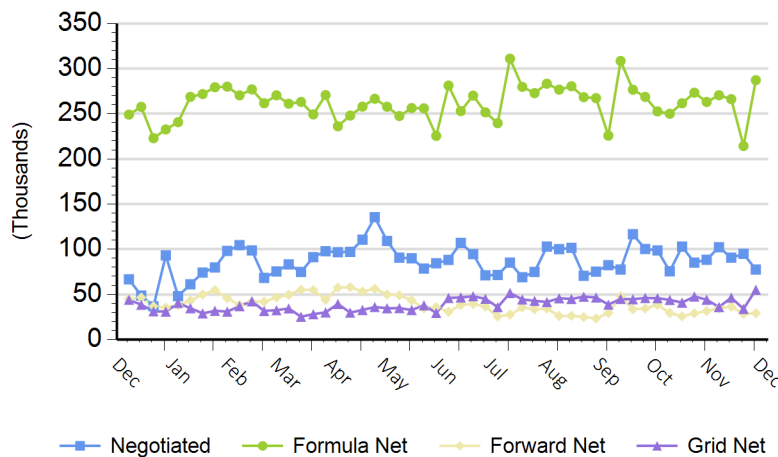
25,757

Mon Dec 05

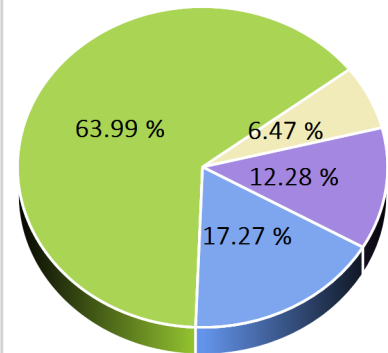
127,978

Purchasing Basis Volume

Weekly Purchasing Basis



Previous Week

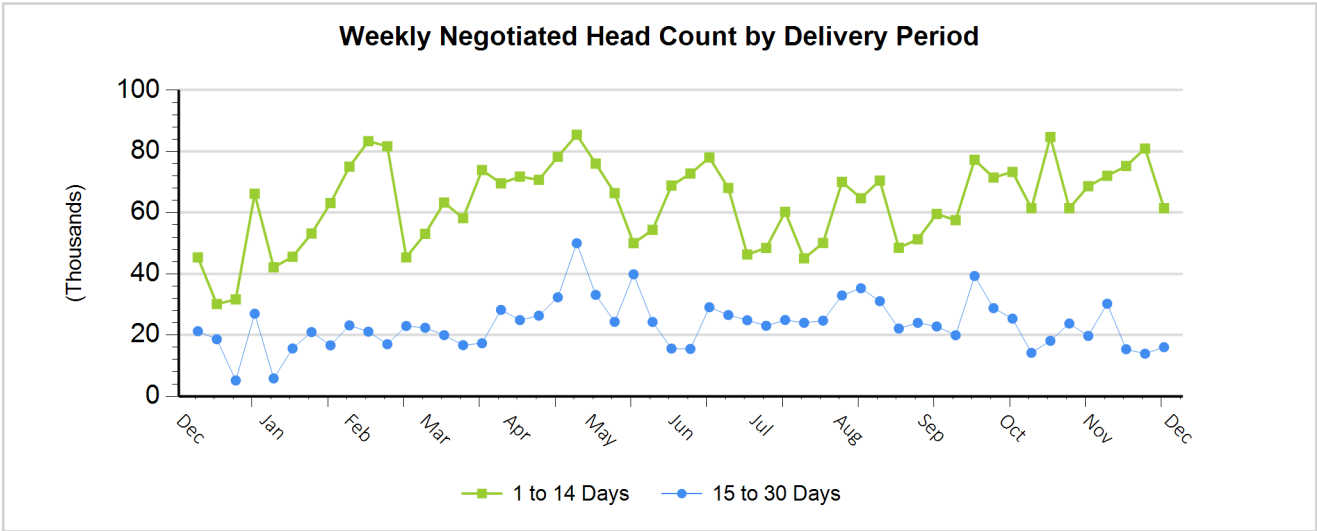




Weekly Negotiated Avg. Price by Delivery Period

(Beef Type Cattle: All live transactions converted to dressed price)

Avg Price (1 to 14 Days)	Avg Price (15 to 30 Days)
\$247.99	\$248.16



For more Information about this report, please visit this link: [National Weekly Fed Cattle Comprehensive Overview](#)