



National Weekly Fed Cattle Comprehensive

Agricultural Marketing Service

Livestock, Poultry, and Grain Market News

November 15, 2022

Weighted Average Prices

(Weekly Information from 2pm Previous Monday to 10am Current Monday; Includes Negotiated, Formula Nets, Contract Nets, & Grid Nets)"

All Steers & Heifers (Beef Type Cattle)

Purchasing Basis	% Choice	Head	Avg Price	Week Ago Change	Year Ago Change
Dressed	> 65% Choice	254,521	\$245.13	\$2.13 ↑	\$37.90 ↑
	< 65% Choice	40,964	\$235.03	\$1.62 ↑	\$34.06 ↑
	Total all Grades	295,485	\$243.73	\$2.26 ↑	\$37.28 ↑
Live	> 65% Choice	114,451	\$153.38	\$1.04 ↑	\$22.29 ↑
	< 65% Choice	9,344	\$150.74	\$0.90 ↑	\$21.75 ↑
	Total all Grades	123,795	\$153.18	\$1.05 ↑	\$22.26 ↑

Dairy Bred

Purchasing Basis	% Choice	Head	Avg Price	Week Ago Change	Year Ago Change
Dressed	> 65% Choice	14,824	\$234.17	\$3.12 ↑	\$38.45 ↑
	< 65% Choice	1,605	\$217.55	\$2.03 ↑	\$32.37 ↑
	Total all Grades	16,429	\$232.55	\$3.24 ↑	\$38.10 ↑
Live	> 65% Choice	2,907	\$139.39	(\$1.66) ↓	\$18.05 ↑
	< 65% Choice	174	\$139.13	(\$1.93) ↓	\$24.90 ↑
	Total all Grades	3,081	\$139.38	(\$1.67) ↓	\$18.56 ↑

Spread Comparison Values

Beef Type minus Dairy Type

(Weekly Information from 2pm Previous Monday to 10am Current Monday; Includes Negotiated, Formula Nets, Contract Nets, & Grid Nets)

Purchasing Basis	Current	Week Ago Change	Year Ago Change
Dressed	\$11.18 ↑	\$12.16 ↑	\$12.00 ↑
Live	\$13.80 ↑	\$11.08 ↑	\$10.10 ↑

Formula Net minus Negotiated

(Beef Type Cattle; All live transactions converted to a dressed price)

52 Week Rolling Average

\$1.27





National Weekly Fed Cattle Comprehensive

Agricultural Marketing Service

Livestock, Poultry, and Grain Market News

November 15, 2022

Formula Base minus Negotiated

(Beef Type Cattle; All live transactions converted to a dressed price)

52 Week Rolling Average

(\$2.38)



Formula Net minus Formula Base

(Beef Type Cattle; All live transactions converted to a dressed price)

52 Week Rolling Average

\$3.65



Grading % and Carcass Weights

(Beef Type Cattle; Includes Formula Net, Contract Net, and Grid Net; Grading % includes Choice & higher; Carcass Weight includes all grades; All live transactions converted to a dressed basis)

Grading %

80.2

Week Ago

79.3



Dressed Weight

892.5

Week Ago

894.2



Daily Formula Base Volume

Tue Nov 08

31,101

Wed Nov 09

32,018

Thu Nov 10

38,883

Fri Nov 11

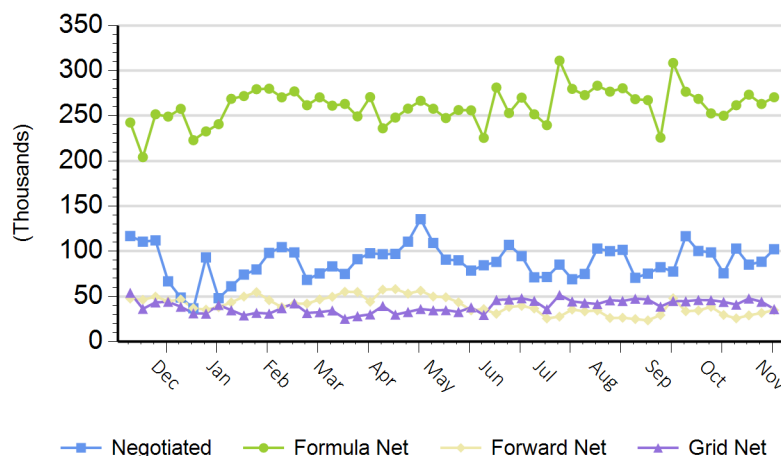
21,285

Mon Nov 14

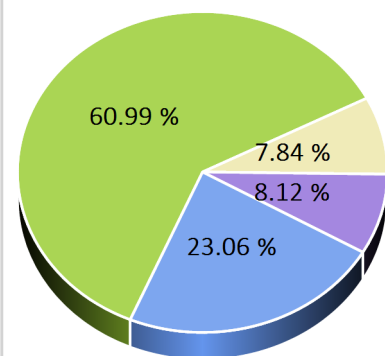
14,773

Purchasing Basis Volume

Weekly Purchasing Basis



Previous Week





National Weekly Fed Cattle Comprehensive

Agricultural Marketing Service
Livestock, Poultry, and Grain Market News

November 15, 2022

Weekly Negotiated Avg. Price by Delivery Period

(Beef Type Cattle: All live transactions converted to dressed price)

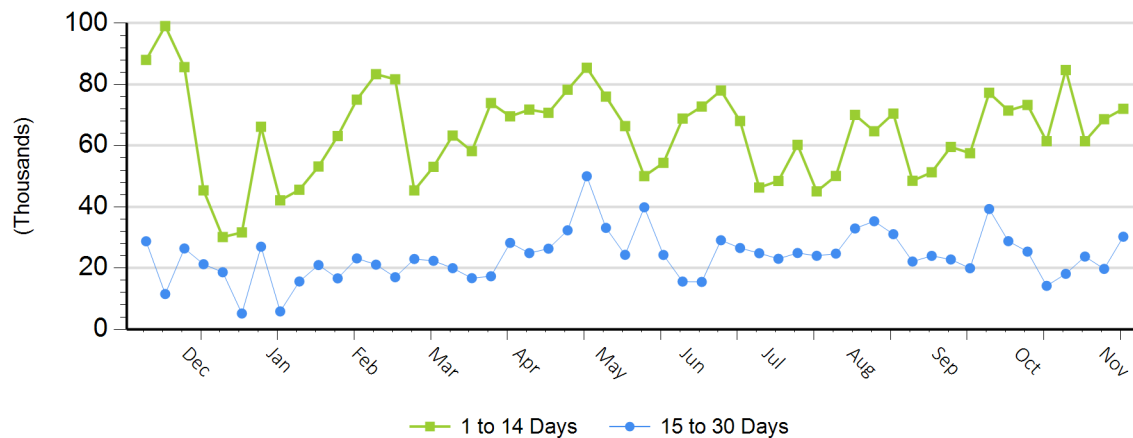
Avg Price (1 to 14 Days)

\$241.75

Avg Price (15 to 30 Days)

\$242.80

Weekly Negotiated Head Count by Delivery Period



For more Information about this report, please visit this link: [National Weekly Fed Cattle Comprehensive Overview](#)