



National Weekly Fed Cattle Comprehensive

Agricultural Marketing Service

Livestock, Poultry, and Grain Market News

October 18, 2022

Weighted Average Prices

(Weekly Information from 2pm Previous Monday to 10am Current Monday; Includes Negotiated, Formula Nets, Contract Nets, & Grid Nets)"

All Steers & Heifers (Beef Type Cattle)

Purchasing Basis	% Choice	Head	Avg Price	Week Ago Change	Year Ago Change
Dressed	> 65% Choice	233,098	\$234.75	\$1.41 ↑	\$34.04 ↑
	< 65% Choice	35,847	\$225.38	\$1.35 ↑	\$31.66 ↑
	Total all Grades	268,945	\$233.50	\$1.73 ↑	\$33.71 ↑
Live	> 65% Choice	102,247	\$147.14	\$0.84 ↑	\$21.69 ↑
	< 65% Choice	9,436	\$144.91	\$1.03 ↑	\$20.79 ↑
	Total all Grades	111,683	\$146.95	\$0.81 ↑	\$21.58 ↑

Dairy Bred

Purchasing Basis	% Choice	Head	Avg Price	Week Ago Change	Year Ago Change
Dressed	> 65% Choice	12,763	\$224.34	\$0.76 ↑	\$35.54 ↑
	< 65% Choice	1,717	\$210.85	(\$2.36) ↓	\$35.77 ↑
	Total all Grades	14,480	\$222.74	\$0.22 ↑	\$35.99 ↑
Live	> 65% Choice	1,732	\$136.94	\$2.50 ↑	\$21.65 ↑
	< 65% Choice	323	\$138.98	(\$0.43) ↓	\$138.98 ↑
	Total all Grades	2,055	\$137.26	\$2.49 ↑	\$21.97 ↑

Spread Comparison Values

Beef Type minus Dairy Type

(Weekly Information from 2pm Previous Monday to 10am Current Monday; Includes Negotiated, Formula Nets, Contract Nets, & Grid Nets)

Purchasing Basis	Current	Week Ago Change	Year Ago Change
Dressed	\$10.76 ↑	\$9.25 ↑	\$13.04 ↑
Live	\$9.69 ↑	\$11.37 ↑	\$10.08 ↑

Formula Net minus Negotiated

(Beef Type Cattle; All live transactions converted to a dressed price)

52 Week Rolling Average

\$1.58





National Weekly Fed Cattle Comprehensive

Agricultural Marketing Service
Livestock, Poultry, and Grain Market News

October 18, 2022

Formula Base minus Negotiated

(Beef Type Cattle; All live transactions converted to a dressed price)

52 Week Rolling Average

(\$2.02)



Formula Net minus Formula Base

(Beef Type Cattle; All live transactions converted to a dressed price)

52 Week Rolling Average

\$3.60



Grading % and Carcass Weights

(Beef Type Cattle; Includes Formula Net, Contract Net, and Grid Net; Grading % includes Choice & higher; Carcass Weight includes all grades; All live transactions converted to a dressed basis)

Grading %

79.8

Week Ago

78.5



Dressed Weight

888.2

Week Ago

886.3



Daily Formula Base Volume

Tue Oct 11

32,923

Wed Oct 12

26,584

Thu Oct 13

41,171

Fri Oct 14

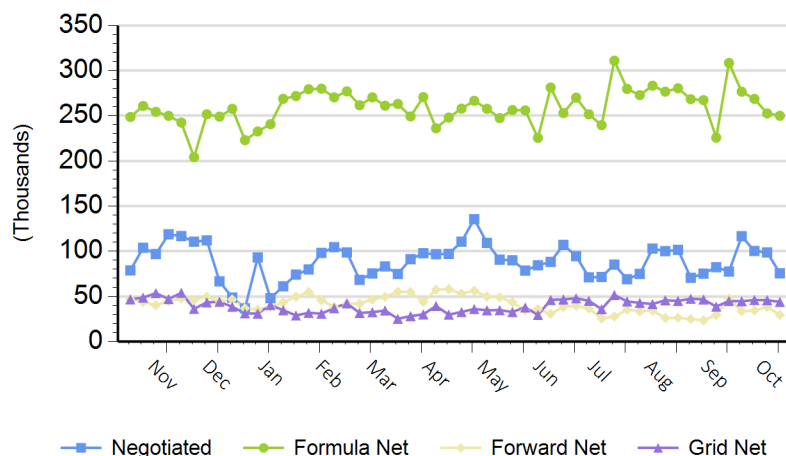
31,852

Mon Oct 17

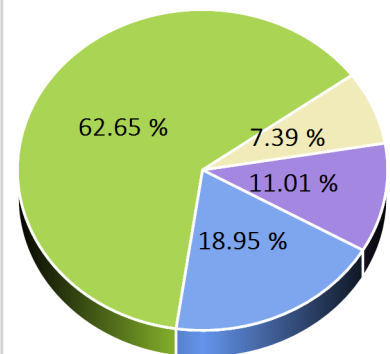
93,959

Purchasing Basis Volume

Weekly Purchasing Basis



Previous Week





National Weekly Fed Cattle Comprehensive

Agricultural Marketing Service
Livestock, Poultry, and Grain Market News

October 18, 2022

Weekly Negotiated Avg. Price by Delivery Period

(Beef Type Cattle: All live transactions converted to dressed price)

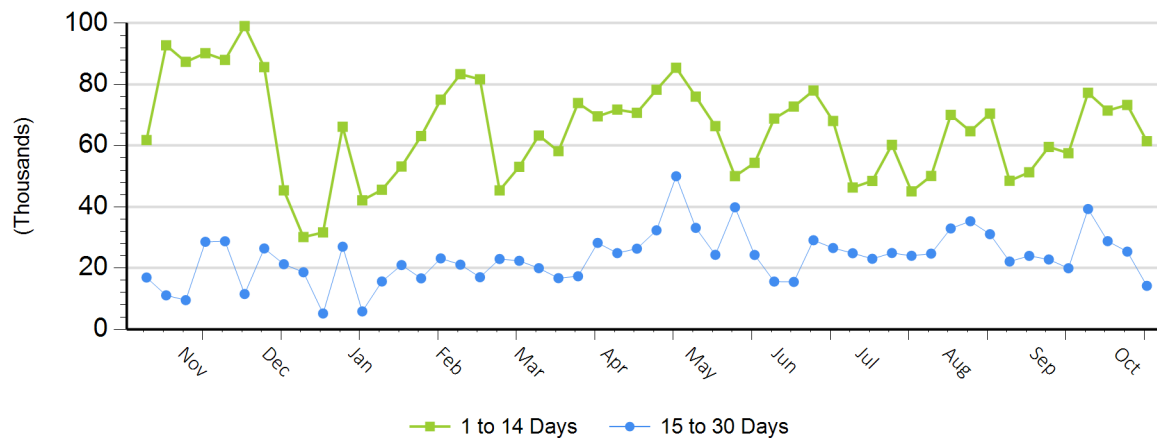
Avg Price (1 to 14 Days)

\$232.67

Avg Price (15 to 30 Days)

\$233.30

Weekly Negotiated Head Count by Delivery Period



For more Information about this report, please visit this link: [National Weekly Fed Cattle Comprehensive Overview](#)