



# National Weekly Fed Cattle Comprehensive

Agricultural Marketing Service

Livestock, Poultry, and Grain Market News

September 27, 2022

## Weighted Average Prices

(Weekly Information from 2pm Previous Monday to 10am Current Monday; Includes Negotiated, Formula Nets, Contract Nets, & Grid Nets)"

### All Steers & Heifers (Beef Type Cattle)

Purchasing Basis	% Choice	Head	Avg Price	Week Ago Change	Year Ago Change
Dressed	> 65% Choice	251,272	\$230.85	\$0.73 ↑	\$27.77 ↑
	< 65% Choice	56,879	\$222.08	\$1.30 ↑	\$28.59 ↑
	Total all Grades	308,151	\$229.23	\$0.66 ↑	\$27.34 ↑
Live	> 65% Choice	131,443	\$145.25	\$0.90 ↑	\$18.91 ↑
	< 65% Choice	12,180	\$142.78	\$0.46 ↑	\$18.79 ↑
	Total all Grades	143,623	\$145.04	\$0.90 ↑	\$18.92 ↑

### Dairy Bred

Purchasing Basis	% Choice	Head	Avg Price	Week Ago Change	Year Ago Change
Dressed	> 65% Choice	12,577	\$220.72	(\$0.68) ↓	\$28.20 ↑
	< 65% Choice	2,241	\$210.23	\$0.39 ↑	\$33.04 ↑
	Total all Grades	14,818	\$219.13	(\$1.21) ↓	\$28.35 ↑
Live	> 65% Choice	2,947	\$137.85	\$3.48 ↑	\$24.62 ↑
	< 65% Choice	237	\$131.99	(\$4.25) ↓	\$18.61 ↑
	Total all Grades	3,184	\$137.42	\$2.73 ↑	\$24.17 ↑

## Spread Comparison Values

### Beef Type minus Dairy Type

(Weekly Information from 2pm Previous Monday to 10am Current Monday; Includes Negotiated, Formula Nets, Contract Nets, & Grid Nets)

Purchasing Basis	Current	Week Ago Change	Year Ago Change
Dressed	\$10.10 ↑	\$8.23 ↑	\$11.11 ↑
Live	\$7.62 ↑	\$9.45 ↑	\$12.87 ↑

### Formula Net minus Negotiated

(Beef Type Cattle; All live transactions converted to a dressed price)

#### 52 Week Rolling Average

\$1.89





# National Weekly Fed Cattle Comprehensive

Agricultural Marketing Service  
Livestock, Poultry, and Grain Market News

September 27, 2022

## Formula Base minus Negotiated

(Beef Type Cattle; All live transactions converted to a dressed price)

52 Week Rolling Average

(\$1.69)



## Formula Net minus Formula Base

(Beef Type Cattle; All live transactions converted to a dressed price)

52 Week Rolling Average

\$3.58



## Grading % and Carcass Weights

(Beef Type Cattle; Includes Formula Net, Contract Net, and Grid Net; Grading % includes Choice & higher; Carcass Weight includes all grades; All live transactions converted to a dressed basis)

Grading %

78.0

Week Ago

78.1



Dressed Weight

882.7

Week Ago

886.1



## Daily Formula Base Volume

Tue Sep 20

48,398

Wed Sep 21

27,329

Thu Sep 22

44,825

Fri Sep 23

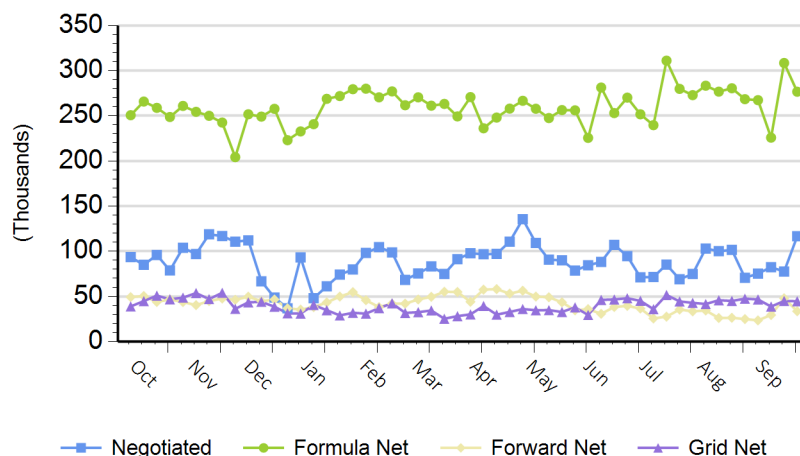
28,360

Mon Sep 26

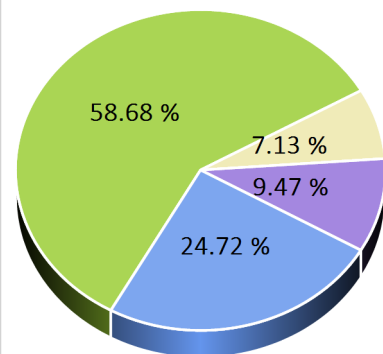
133,077

## Purchasing Basis Volume

### Weekly Purchasing Basis



### Previous Week





# National Weekly Fed Cattle Comprehensive

Agricultural Marketing Service  
Livestock, Poultry, and Grain Market News

September 27, 2022

## Weekly Negotiated Avg. Price by Delivery Period

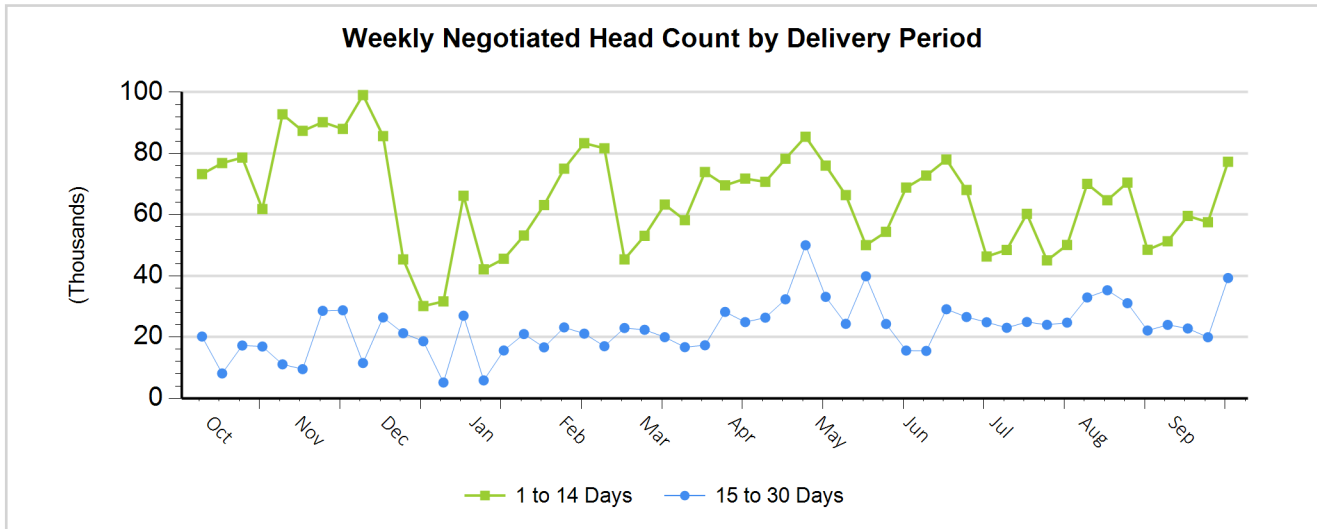
(Beef Type Cattle: All live transactions converted to dressed price)

Avg Price (1 to 14 Days)

\$228.65

Avg Price (15 to 30 Days)

\$230.83



For more Information about this report, please visit this link: [National Weekly Fed Cattle Comprehensive Overview](#)