



# National Weekly Fed Cattle Comprehensive

Agricultural Marketing Service

Livestock, Poultry, and Grain Market News

September 20, 2022

## Weighted Average Prices

(Weekly Information from 2pm Previous Monday to 10am Current Monday; Includes Negotiated, Formula Nets, Contract Nets, & Grid Nets)"

### All Steers & Heifers (Beef Type Cattle)

Purchasing Basis	% Choice	Head	Avg Price	Week Ago Change	Year Ago Change
Dressed	> 65% Choice	280,427	\$230.12	(\$2.00) ↓	\$27.47 ↑
	< 65% Choice	55,831	\$220.78	(\$2.88) ↓	\$26.67 ↑
	Total all Grades	336,258	\$228.57	(\$2.41) ↓	\$26.87 ↑
Live	> 65% Choice	103,862	\$144.35	(\$0.08) ↓	\$17.48 ↑
	< 65% Choice	11,847	\$142.32	\$0.58 ↑	\$17.63 ↑
	Total all Grades	115,709	\$144.14	(\$0.01) ↓	\$17.56 ↑

### Dairy Bred

Purchasing Basis	% Choice	Head	Avg Price	Week Ago Change	Year Ago Change
Dressed	> 65% Choice	18,898	\$221.40	\$1.18 ↑	\$28.70 ↑
	< 65% Choice	1,895	\$209.84	\$1.43 ↑	\$32.00 ↑
	Total all Grades	20,793	\$220.34	\$1.78 ↑	\$28.84 ↑
Live	> 65% Choice	1,696	\$134.37	(\$0.38) ↓	\$18.60 ↑
	< 65% Choice	354	\$136.24	\$0.66 ↑	\$136.24 ↑
	Total all Grades	2,050	\$134.69	(\$0.16) ↓	\$18.92 ↑

## Spread Comparison Values

### Beef Type minus Dairy Type

(Weekly Information from 2pm Previous Monday to 10am Current Monday; Includes Negotiated, Formula Nets, Contract Nets, & Grid Nets)

Purchasing Basis	Current	Week Ago Change	Year Ago Change
Dressed	\$8.23 ↑	\$12.42 ↑	\$10.20 ↑
Live	\$9.45 ↑	\$9.30 ↑	\$10.81 ↑

### Formula Net minus Negotiated

(Beef Type Cattle; All live transactions converted to a dressed price)

### 52 Week Rolling Average

\$1.92





# National Weekly Fed Cattle Comprehensive

Agricultural Marketing Service  
Livestock, Poultry, and Grain Market News

September 21, 2022

## Formula Base minus Negotiated

(Beef Type Cattle; All live transactions converted to a dressed price)

52 Week Rolling Average

(\$1.67)



## Formula Net minus Formula Base

(Beef Type Cattle; All live transactions converted to a dressed price)

52 Week Rolling Average

\$3.59



## Grading % and Carcass Weights

(Beef Type Cattle; Includes Formula Net, Contract Net, and Grid Net; Grading % includes Choice & higher; Carcass Weight includes all grades; All live transactions converted to a dressed basis)

Grading %

78.1

Week Ago

79.7



Dressed Weight

886.1

Week Ago

880.3



## Daily Formula Base Volume

Tue Sep 13

34,874

Wed Sep 14

35,837

Thu Sep 15

40,095

Fri Sep 16

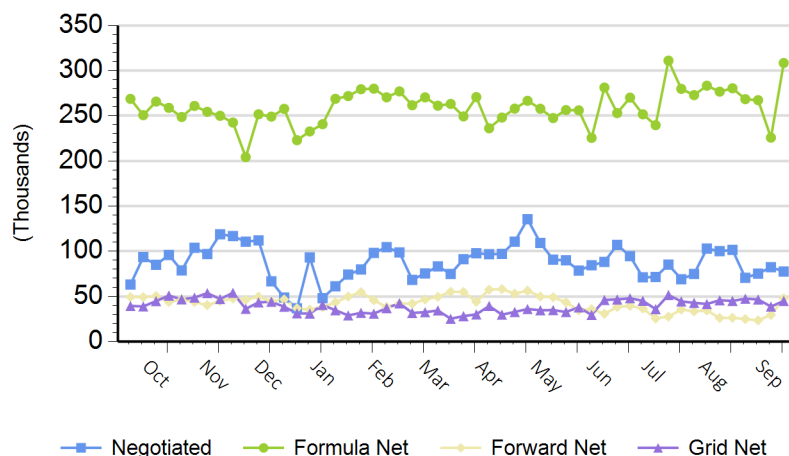
26,083

Mon Sep 19

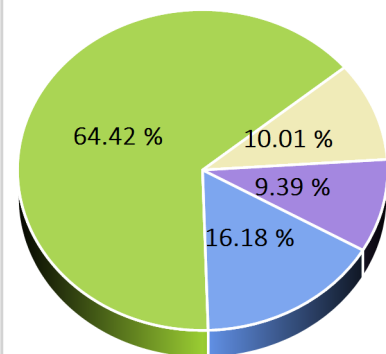
137,388

## Purchasing Basis Volume

### Weekly Purchasing Basis



### Previous Week





# National Weekly Fed Cattle Comprehensive

Agricultural Marketing Service  
Livestock, Poultry, and Grain Market News

September 21, 2022

## Weekly Negotiated Avg. Price by Delivery Period

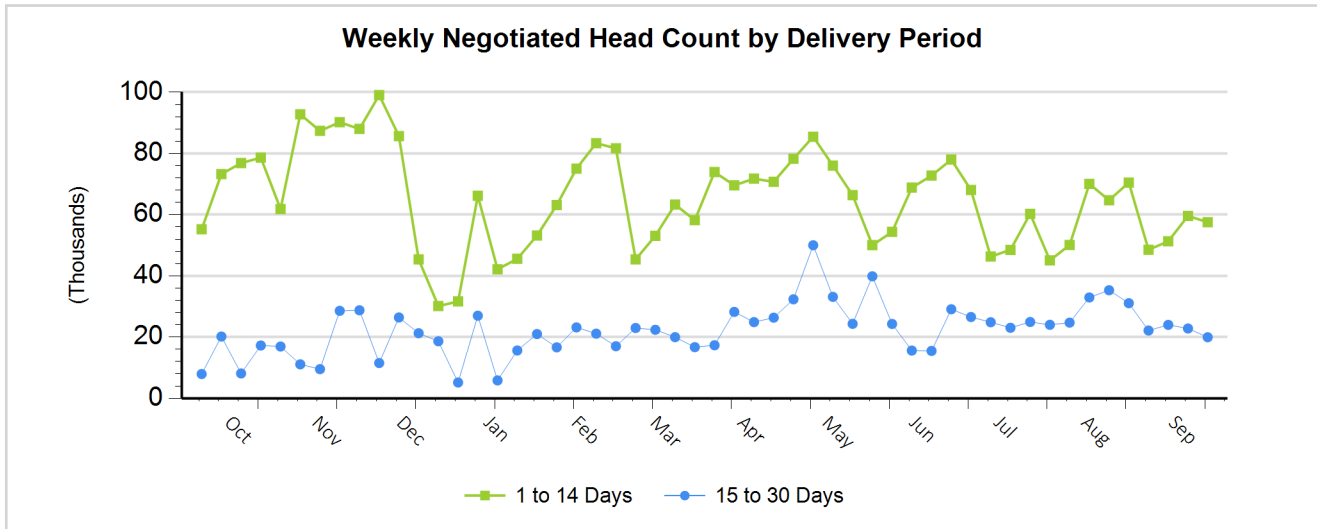
(Beef Type Cattle: All live transactions converted to dressed price)

Avg Price (1 to 14 Days)

\$227.40

Avg Price (15 to 30 Days)

\$228.27



For more Information about this report, please visit this link: [National Weekly Fed Cattle Comprehensive Overview](#)