



# National Weekly Fed Cattle Comprehensive

Agricultural Marketing Service

Livestock, Poultry, and Grain Market News

July 06, 2022

## Weighted Average Prices

(Weekly Information from 2pm Previous Monday to 10am Current Monday; Includes Negotiated, Formula Nets, Contract Nets, & Grid Nets)"

### All Steers & Heifers (Beef Type Cattle)

Purchasing Basis	% Choice	Head	Avg Price	Week Ago Change	Year Ago Change
Dressed	> 65% Choice	243,080	\$230.53	\$1.82 ↑	\$30.36 ↑
	< 65% Choice	29,352	\$219.41	\$1.40 ↑	\$29.08 ↑
	Total all Grades	272,432	\$229.33	\$1.90 ↑	\$30.16 ↑
Live	> 65% Choice	98,310	\$145.37	\$1.32 ↑	\$19.72 ↑
	< 65% Choice	7,979	\$139.95	\$0.47 ↑	\$17.04 ↑
	Total all Grades	106,289	\$144.96	\$1.20 ↑	\$19.58 ↑

### Dairy Bred

Purchasing Basis	% Choice	Head	Avg Price	Week Ago Change	Year Ago Change
Dressed	> 65% Choice	18,269	\$218.25	\$1.49 ↑	\$29.61 ↑
	< 65% Choice	2,544	\$205.20	\$3.70 ↑	\$33.71 ↑
	Total all Grades	20,813	\$216.66	\$1.25 ↑	\$29.55 ↑
Live	> 65% Choice	2,033	\$134.72	\$1.60 ↑	\$22.51 ↑
	< 65% Choice	178	\$133.90	\$2.25 ↑	\$28.84 ↑
	Total all Grades	2,211	\$134.65	\$1.94 ↑	\$23.05 ↑

## Spread Comparison Values

### Beef Type minus Dairy Type

(Weekly Information from 2pm Previous Monday to 10am Current Monday; Includes Negotiated, Formula Nets, Contract Nets, & Grid Nets)

Purchasing Basis	Current	Week Ago Change	Year Ago Change
Dressed	\$12.67 ↑	\$12.02 ↑	\$12.06 ↑
Live	\$10.31 ↑	\$11.05 ↑	\$13.78 ↑

### Formula Net minus Negotiated

(Beef Type Cattle; All live transactions converted to a dressed price)

#### 52 Week Rolling Average

\$1.25





# National Weekly Fed Cattle Comprehensive

Agricultural Marketing Service  
Livestock, Poultry, and Grain Market News

July 06, 2022

## Formula Base minus Negotiated

(Beef Type Cattle; All live transactions converted to a dressed price)

52 Week Rolling Average

(\$2.38)



## Formula Net minus Formula Base

(Beef Type Cattle; All live transactions converted to a dressed price)

52 Week Rolling Average

\$3.63



## Grading % and Carcass Weights

(Beef Type Cattle; Includes Formula Net, Contract Net, and Grid Net; Grading % includes Choice & higher; Carcass Weight includes all grades; All live transactions converted to a dressed basis)

Grading %

81.1

Week Ago

81.1



Dressed Weight

857.0

Week Ago

854.6



## Daily Formula Base Voume

Tue Jun 28

30,728

Wed Jun 29

27,318

Thu Jun 30

38,027

Fri Jul 01

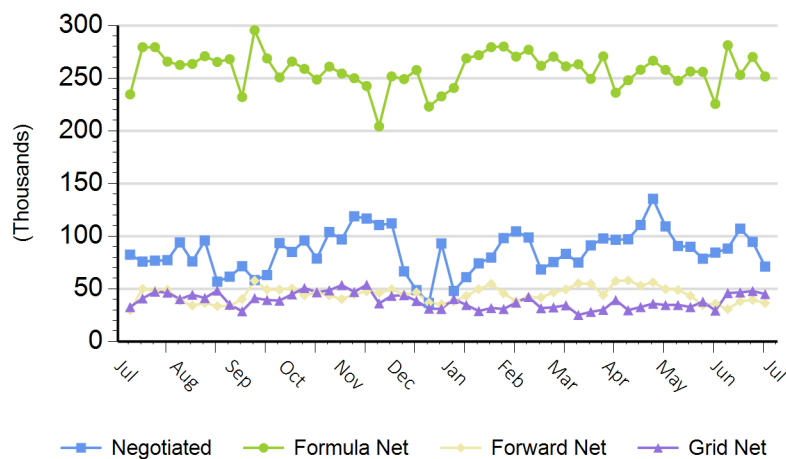
29,996

Mon Jul 04

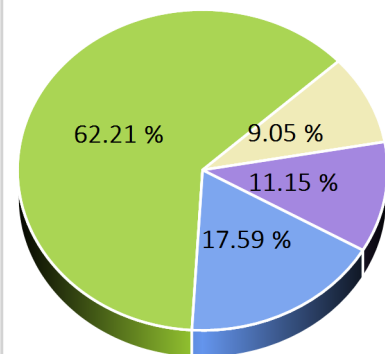
19,711

## Purchasing Basis Volume

### Weekly Purchasing Basis



### Previous Week





# National Weekly Fed Cattle Comprehensive

Agricultural Marketing Service  
Livestock, Poultry, and Grain Market News

July 06, 2022

## Weekly Negotiated Avg. Price by Delivery Period

(Beef Type Cattle: All live transactions converted to dressed price)

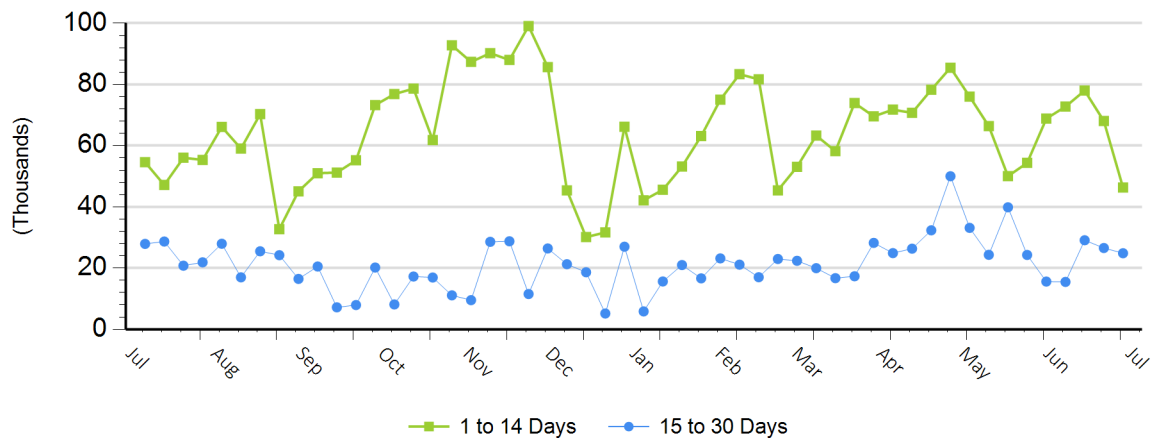
Avg Price (1 to 14 Days)

\$230.00

Avg Price (15 to 30 Days)

\$233.89

## Weekly Negotiated Head Count by Delivery Period



For more Information about this report, please visit this link: [National Weekly Fed Cattle Comprehensive Overview](#)