



National Weekly Fed Cattle Comprehensive

Agricultural Marketing Service

Livestock, Poultry, and Grain Market News

June 07, 2022

Weighted Average Prices

(Weekly Information from 2pm Previous Monday to 10am Current Monday; Includes Negotiated, Formula Nets, Contract Nets, & Grid Nets)"

All Steers & Heifers (Beef Type Cattle)

Purchasing Basis	% Choice	Head	Avg Price	Week Ago Change	Year Ago Change
Dressed	> 65% Choice	216,991	\$226.09	(\$2.00) ↓	\$31.94 ↑
	< 65% Choice	27,464	\$218.85	(\$1.61) ↓	\$30.99 ↑
	Total all Grades	244,455	\$225.28	(\$1.74) ↓	\$31.70 ↑
Live	> 65% Choice	95,914	\$140.08	(\$1.30) ↓	\$17.90 ↑
	< 65% Choice	8,931	\$138.92	(\$0.46) ↓	\$19.19 ↑
	Total all Grades	104,845	\$139.98	(\$1.21) ↓	\$17.99 ↑

Dairy Bred

Purchasing Basis	% Choice	Head	Avg Price	Week Ago Change	Year Ago Change
Dressed	> 65% Choice	19,210	\$214.98	(\$0.55) ↓	\$30.66 ↑
	< 65% Choice	2,022	\$203.12	\$1.61 ↑	\$39.56 ↑
	Total all Grades	21,232	\$213.85	\$0.05 ↑	\$30.00 ↑
Live	> 65% Choice	2,055	\$127.79	(\$1.43) ↓	\$17.21 ↑
	< 65% Choice	231	\$133.42	\$6.73 ↑	\$25.02 ↑
	Total all Grades	2,286	\$128.36	(\$0.30) ↓	\$17.97 ↑

Spread Comparison Values

Beef Type minus Dairy Type

(Weekly Information from 2pm Previous Monday to 10am Current Monday; Includes Negotiated, Formula Nets, Contract Nets, & Grid Nets)

Purchasing Basis	Current	Week Ago Change	Year Ago Change
Dressed	\$11.43 ↑	\$13.22 ↑	\$9.73 ↑
Live	\$11.62 ↑	\$12.53 ↑	\$11.60 ↑

Formula Net minus Negotiated

(Beef Type Cattle; All live transactions converted to a dressed price)

52 Week Rolling Average

\$1.51





National Weekly Fed Cattle Comprehensive

Agricultural Marketing Service
Livestock, Poultry, and Grain Market News

June 07, 2022

Formula Base minus Negotiated

(Beef Type Cattle; All live transactions converted to a dressed price)

52 Week Rolling Average

(\$2.15)



Formula Net minus Formula Base

(Beef Type Cattle; All live transactions converted to a dressed price)

52 Week Rolling Average

\$3.66



Grading % and Carcass Weights

(Beef Type Cattle; Includes Formula Net, Contract Net, and Grid Net; Grading % includes Choice & higher; Carcass Weight includes all grades; All live transactions converted to a dressed basis)

Grading %

81.2

Week Ago

80.2



Dressed Weight

858.5

Week Ago

856.2



Daily Formula Base Volume

Tue May 31

115,610

Wed Jun 01

32,065

Thu Jun 02

30,653

Fri Jun 03

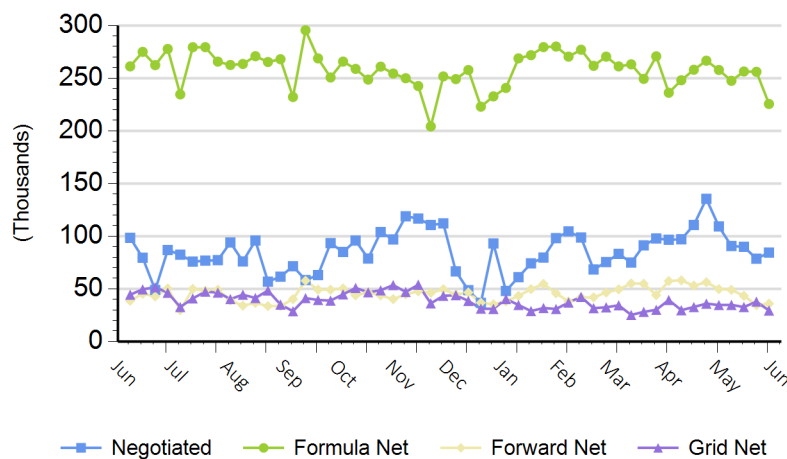
36,806

Mon Jun 06

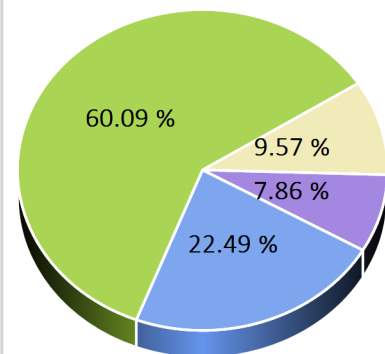
144,374

Purchasing Basis Volume

Weekly Purchasing Basis



Previous Week





National Weekly Fed Cattle Comprehensive

Agricultural Marketing Service
Livestock, Poultry, and Grain Market News

June 07, 2022

Weekly Negotiated Avg. Price by Delivery Period

(Beef Type Cattle: All live transactions converted to dressed price)

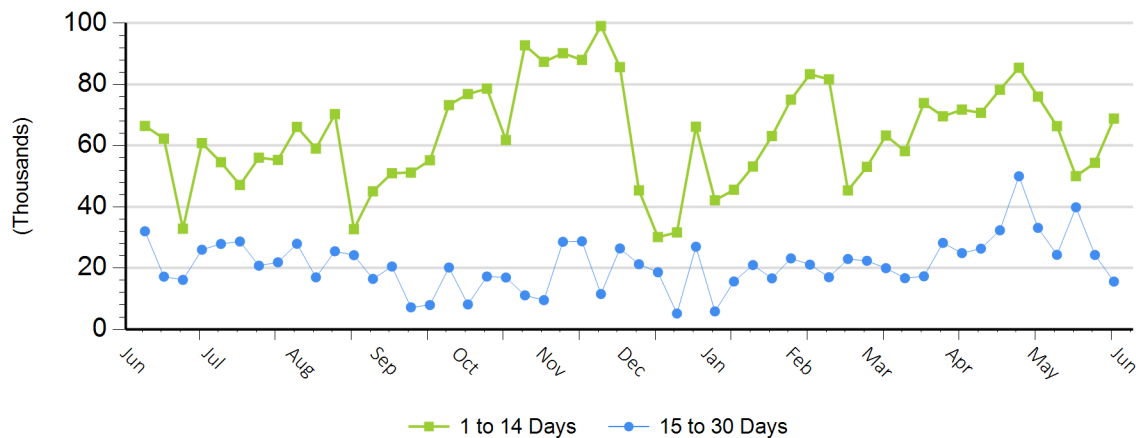
Avg Price (1 to 14 Days)

\$219.68

Avg Price (15 to 30 Days)

\$222.46

Weekly Negotiated Head Count by Delivery Period



For more Information about this report, please visit this link: [National Weekly Fed Cattle Comprehensive Overview](#)