



# National Weekly Fed Cattle Comprehensive

Agricultural Marketing Service

Livestock, Poultry, and Grain Market News

May 24, 2022

## Weighted Average Prices

(Weekly Information from 2pm Previous Monday to 10am Current Monday; Includes Negotiated, Formula Nets, Contract Nets, & Grid Nets)"

### All Steers & Heifers (Beef Type Cattle)

Purchasing Basis	% Choice	Head	Avg Price	Week Ago Change	Year Ago Change
Dressed	> 65% Choice	250,717	\$229.71	(\$0.75) ↓	\$36.12 ↑
	< 65% Choice	32,651	\$222.57	\$0.84 ↑	\$35.30 ↑
	Total all Grades	283,368	\$228.89	(\$0.55) ↓	\$35.92 ↑
Live	> 65% Choice	99,187	\$142.42	(\$0.72) ↓	\$21.21 ↑
	< 65% Choice	5,360	\$141.31	(\$0.29) ↓	\$20.99 ↑
	Total all Grades	104,547	\$142.37	(\$0.61) ↓	\$21.25 ↑

### Dairy Bred

Purchasing Basis	% Choice	Head	Avg Price	Week Ago Change	Year Ago Change
Dressed	> 65% Choice	25,035	\$216.77	\$2.45 ↑	\$35.81 ↑
	< 65% Choice	2,155	\$204.67	\$2.67 ↑	\$34.81 ↑
	Total all Grades	27,190	\$215.81	\$2.39 ↑	\$35.35 ↑
Live	> 65% Choice	2,985	\$131.43	(\$0.79) ↓	\$23.56 ↑
	< 65% Choice	256	\$135.37	(\$1.89) ↓	\$28.60 ↑
	Total all Grades	3,241	\$131.74	(\$1.29) ↓	\$23.93 ↑

## Spread Comparison Values

### Beef Type minus Dairy Type

(Weekly Information from 2pm Previous Monday to 10am Current Monday; Includes Negotiated, Formula Nets, Contract Nets, & Grid Nets)

Purchasing Basis	Current	Week Ago Change	Year Ago Change
Dressed	\$13.08 ↑	\$16.02 ↑	\$12.51 ↑
Live	\$10.63 ↑	\$9.95 ↑	\$13.31 ↑

### Formula Net minus Negotiated

(Beef Type Cattle; All live transactions converted to a dressed price)

### 52 Week Rolling Average

\$1.43





# National Weekly Fed Cattle Comprehensive

Agricultural Marketing Service  
Livestock, Poultry, and Grain Market News

May 24, 2022

## Formula Base minus Negotiated

(Beef Type Cattle; All live transactions converted to a dressed price)

52 Week Rolling Average

(\$2.22)



## Formula Net minus Formula Base

(Beef Type Cattle; All live transactions converted to a dressed price)

52 Week Rolling Average

\$3.65



## Grading % and Carcass Weights

(Beef Type Cattle; Includes Formula Net, Contract Net, and Grid Net; Grading % includes Choice & higher; Carcass Weight includes all grades; All live transactions converted to a dressed basis)

Grading %

81.6

Week Ago

80.8



Dressed Weight

860.1

Week Ago

859.5



## Daily Formula Base Volume

Tue May 17

24,891

Wed May 18

31,191

Thu May 19

34,936

Fri May 20

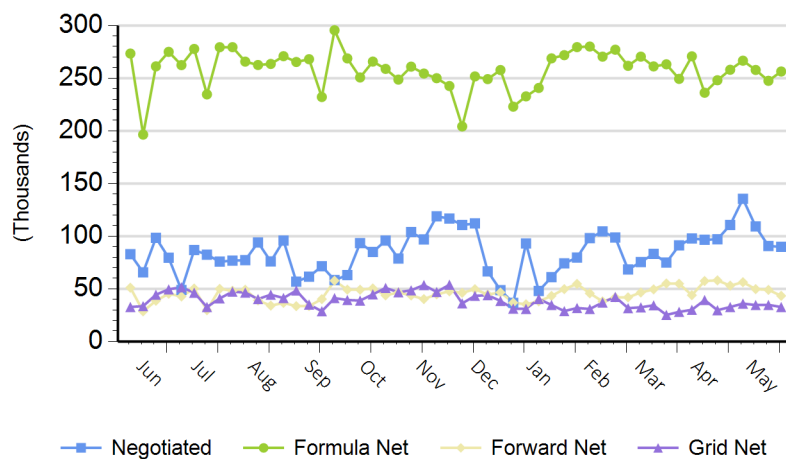
28,871

Mon May 23

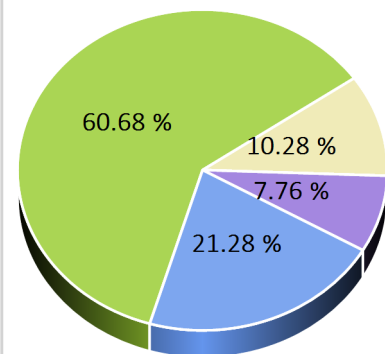
128,965

## Purchasing Basis Volume

### Weekly Purchasing Basis



### Previous Week





# National Weekly Fed Cattle Comprehensive

Agricultural Marketing Service  
Livestock, Poultry, and Grain Market News

May 24, 2022

## Weekly Negotiated Avg. Price by Delivery Period

(Beef Type Cattle: All live transactions converted to dressed price)

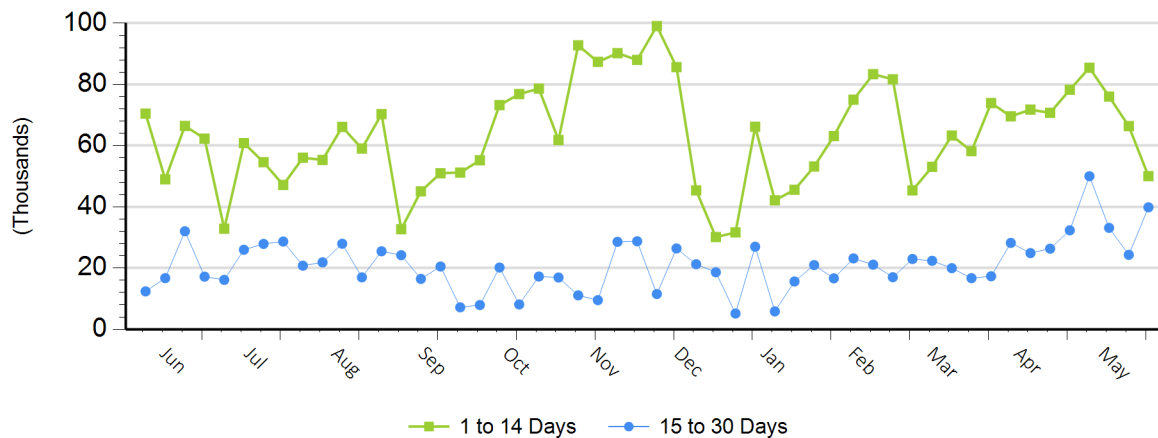
**Avg Price (1 to 14 Days)**

\$223.27

**Avg Price (15 to 30 Days)**

\$224.01

## Weekly Negotiated Head Count by Delivery Period



For more Information about this report, please visit this link: [National Weekly Fed Cattle Comprehensive Overview](#)