



National Weekly Fed Cattle Comprehensive

Agricultural Marketing Service

Livestock, Poultry, and Grain Market News

April 26, 2022

Weighted Average Prices

(Weekly Information from 2pm Previous Monday to 10am Current Monday; Includes Negotiated, Formula Nets, Contract Nets, & Grid Nets)"

All Steers & Heifers (Beef Type Cattle)

Purchasing Basis	% Choice	Head	Avg Price	Week Ago Change	Year Ago Change
Dressed	> 65% Choice	256,711	\$226.36	\$1.86 ↑	\$31.03 ↑
	< 65% Choice	33,929	\$218.35	\$1.40 ↑	\$28.82 ↑
	Total all Grades	290,640	\$225.42	\$1.76 ↑	\$30.66 ↑
Live	> 65% Choice	123,865	\$142.88	\$1.38 ↑	\$20.03 ↑
	< 65% Choice	8,606	\$139.83	\$0.23 ↑	\$19.05 ↑
	Total all Grades	132,471	\$142.68	\$1.33 ↑	\$19.99 ↑

Dairy Bred

Purchasing Basis	% Choice	Head	Avg Price	Week Ago Change	Year Ago Change
Dressed	> 65% Choice	23,751	\$212.89	(\$0.15) ↓	\$32.20 ↑
	< 65% Choice	1,550	\$200.08	(\$0.35) ↓	\$29.19 ↑
	Total all Grades	25,301	\$212.10	\$0.07 ↑	\$32.30 ↑
Live	> 65% Choice	2,191	\$129.71	\$1.33 ↑	\$19.37 ↑
	< 65% Choice	871	\$130.07	(\$3.52) ↓	\$27.99 ↑
	Total all Grades	3,062	\$129.81	\$1.13 ↑	\$19.95 ↑

Spread Comparison Values

Beef Type minus Dairy Type

(Weekly Information from 2pm Previous Monday to 10am Current Monday; Includes Negotiated, Formula Nets, Contract Nets, & Grid Nets)

Purchasing Basis	Current	Week Ago Change	Year Ago Change
Dressed	\$13.32 ↑	\$11.63 ↑	\$14.96 ↑
Live	\$12.87 ↑	\$12.67 ↑	\$12.83 ↑

Formula Net minus Negotiated

(Beef Type Cattle; All live transactions converted to a dressed price)

52 Week Rolling Average

\$1.87





National Weekly Fed Cattle Comprehensive

Agricultural Marketing Service
Livestock, Poultry, and Grain Market News

April 26, 2022

Formula Base minus Negotiated

(Beef Type Cattle; All live transactions converted to a dressed price)

52 Week Rolling Average

(\$1.74)



Formula Net minus Formula Base

(Beef Type Cattle; All live transactions converted to a dressed price)

52 Week Rolling Average

\$3.61



Grading % and Carcass Weights

(Beef Type Cattle; Includes Formula Net, Contract Net, and Grid Net; Grading % includes Choice & higher; Carcass Weight includes all grades; All live transactions converted to a dressed basis)

Grading %

81.7

Week Ago

82.5



Dressed Weight

873.4

Week Ago

874.6



Daily Formula Base Volume

Tue Apr 19

26,585

Wed Apr 20

32,541

Thu Apr 21

41,416

Fri Apr 22

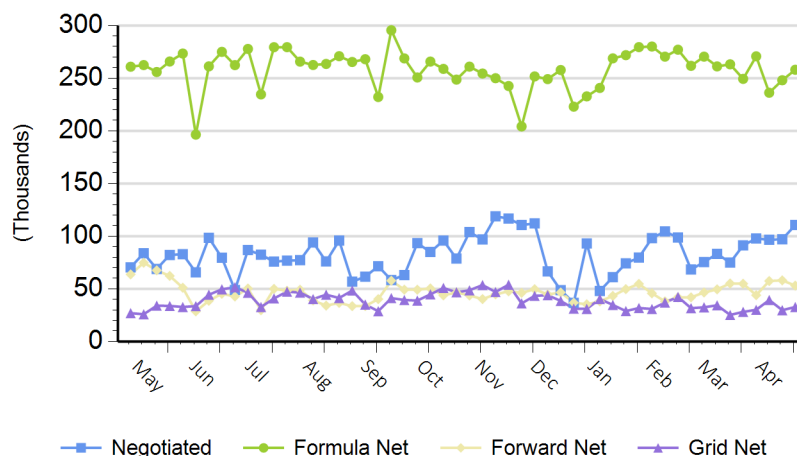
26,475

Mon Apr 25

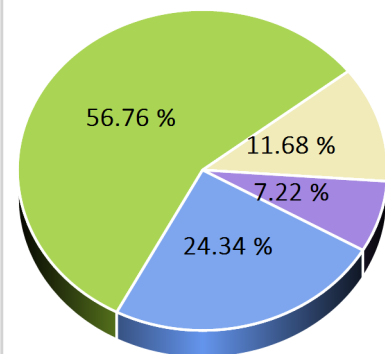
129,241

Purchasing Basis Volume

Weekly Purchasing Basis



Previous Week





National Weekly Fed Cattle Comprehensive

Agricultural Marketing Service
Livestock, Poultry, and Grain Market News

April 26, 2022

Weekly Negotiated Avg. Price by Delivery Period

(Beef Type Cattle: All live transactions converted to dressed price)

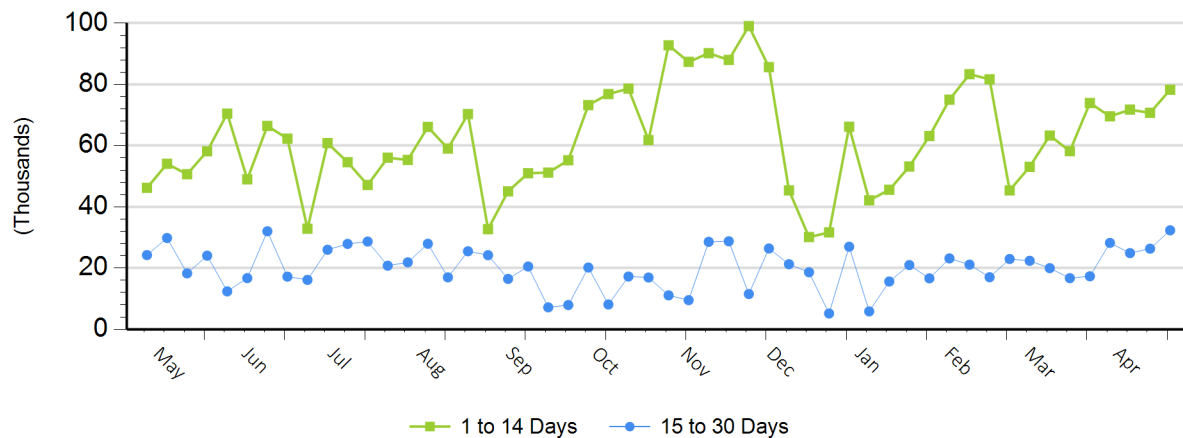
Avg Price (1 to 14 Days)

\$226.72

Avg Price (15 to 30 Days)

\$229.67

Weekly Negotiated Head Count by Delivery Period



For more Information about this report, please visit this link: [National Weekly Fed Cattle Comprehensive Overview](#)